



BioAcoustic Vocal Profiling For The Professional Wellness Provider

Tools and Solutions to
enhance your practice.

Sharry Edwards

All information and material contained herein is owned by Sound Health or Sharry Edwards and confidential and protected by various copyright, trademark, trade secret and Intellectual Property laws and agreements.

Use of this product is hereby granted for limited application only. By contractual agreement you have agreed the use of this information is strictly limited to the purpose of data collection. Any other use is strictly prohibited.

Published by: Sound Health Publications

Originating Concept

Sound Health

A 501-C-3

PO Box 267

Albany, Ohio 45710

(740) 698-9119

Fax: (740) 698-6116

Website: www.soundhealthoptions.com

Email: soundhealthinfo@gmail.com

Copyright © 2017, Sharry Edwards. All rights Reserved.

BioAcoustic Vocal Profiling for the Professional Wellness Provider TM

Tools and solutions to enhance your Practice

Copying of this text/booklet, in whole or in part, is strictly prohibited without the express written consent of Sharry Edwards.

Welcome to the Study of Human Bioacoustics

“In order to change something, don’t struggle to change the existing model. Create a new model and make the old one obsolete.” ...Buckminster Fuller

The study of BioAcoustics Biology operates on the premise that the brain generates and receives impulse patterns that can be measured through analyzing vocal frequencies. These mathematically measured frequencies act as directives to the body through the body’s functional pathways to maintain efficient patterns of wellness.

When these patterns are disrupted the brain alerts the body by manifesting symptoms that are then interpreted as states of disease and stress. The theory of Bioacoustics uses the vocal profile as a holographic representation of the body and is used to create formulations of low-frequency sound presentation to assist the brain and body in maintaining normal form and function.


The Institute of BioAcoustic Biology & Sound Health has provided the corollary that people with similar issues (traumas, diseases, genetic syndromes, toxins, personalities) have similar, if not identical vocal anomalies. We are collecting data to substantiate the fact that living systems are a complex matrix of predictable numeric values. We hope to support the ideas and personal protocols of SELF HEALTH and Self Responsibility.

“This is health care, for ourselves, our loved ones and, if we are professional health professionals, for our patients. And this is a powerful example of what the drive for health and wholeness looks like.”-Dr. Rima Laibow

SHARRY EDWARDS HONORED FOR HER PIONEERING WORK IN THE FIELD OF INTEGRATIVE MEDICINE

Larry Trivieri, an internationally known expert and author, has identified Sharry Edwards as one of the true pioneers in the field of energy medicine, specifically the use of sound as a diagnostic management tool. One of Trivieri's publications, ***Health on the Edge: Visionary Views of Healing in the New Millennium***, includes a chapter about the emerging field of Human BioAcoustics developed by Sharry Edwards, a summa cum laude, graduate of Ohio University.

Trivieri has honored Edwards for her work in developing a novel mathematical model of frequency biomarkers that are being used to extrapolate data pertaining to individual health and wellness.



"I've been very fortunate in having worked with literally hundreds of the world's top physicians and researchers in this field," Trivieri says, "and I know that answers and solutions exist right now for all of the health problems currently facing our nation. The proprietary technologies that she (Edwards) developed have the potential to revolutionize not only medicine, but also our understanding of who and what we are as human beings. For this reason, I included Sharry in my book *Health on the Edge*. The exciting work she is doing is truly a "healing for the new millennium!"

Sharry Edwards, M.Ed., bases her work on the principle that the body has the ability to diagnose and prescribe for itself through Vocal Profiling. Her work supports the premise that persons with similar wellness issues, traumas, deficiencies, dis-eases, genetic syndromes, toxins, have similar, if not identical vocal anomalies.

Examples of Edwards' work that brought her to the attention of Trivieri included toxicity evaluations for World Trade Center engineers and firemen who worked at ground zero; the development of a computerized pre-screening for vaccination risk factors and fibromyalgia and gout pain relief through the presentation of low-frequency brain entrainment.

Over the last few years, as the results of BioAcoustic research have increasingly caught the attention of agencies, Edwards has been invited to work with a wider range of frequency based health related paradigms. Her work with pathogens, particularly nanobacteria, was a well-received topic at a national conference last summer. Edwards' has not only decoded the frequencies associated with nanobacteria but has demonstrated a predictable mathematical relationship of tooth plague to the early warning signs of heart disease associated with nanobacteria invasion.

At that conference, Roman Chucky, MD credits Edwards' decoding of the frequencies of nanobacteria with helping his body reverse not only his heart condition but his prostate cancer as well.

Trivieri noted in the forward of *Health on the Edge* that his interviews with the twelve experts in the book were designed to help him answer the question as to what the future of our health system holds. To respond to this concern, he wanted "to speak to experts in the vanguard to find out from them where their research is leading us." His search for a legitimate leader in the field of sound therapy lead him to Edwards and her company, Sound Health, which is located in Albany, Ohio (www.soundhealthoptions.com). For the past 25 years Edwards has been known in this community as a person who is always on the edge of frequency based change and innovation.

Larry Trivieri, Jr. is a leading writer and editor in the field of holistic and alternative medicine, with over 30 years of personal experience in exploring techniques for optimal wellness and human transformation. During that time, Trivieri has been privileged to meet and interview many of the world's top physicians and researchers in over 50 disciplines in the holistic health field.



Prior to creating this publication, Trivieri served as editor and principal writer of the landmark volume, ***ALTERNATIVE MEDICINE: The Definitive Guide***, published by Burton Goldberg. Since its release, this critically acclaimed work sold over 800,000 copies and positively impacted the health of countless readers. Trivieri oversaw the extensive revision of the Guide, expanding its content by over 50 percent. The 2nd edition was Ten Speed Press/Celestial Arts and includes the work of Sharry Edwards as a featured article.

In addition to ***Health on the Edge: Visionary Views of Healing in the New Millennium*** (Tarcher/Putnam, Jan, 2004), Trivieri is the author of ***The American Holistic Medical Association Guide to Holistic Health*** (John Wiley & Sons, Spring, 2001), and co-author of ***The Complete Self-Care Guide to Holistic Medicine*** (Tarcher/Putnam, Fall, 1999).

Trivieri has also written numerous articles for a variety of publications, including ***Alternative Medicine*** (for which he also served as contributing editor from 1999 through 2002), ***Natural Health, Whole Life Times, Yoga Journal***, and ***Life Service News***.

Index:

Preface by Larry Trivieri, Jr. Page 2

Section One: Welcome to the Portal Page 5-6

Section two: Preparing your Computer for Bioacoustics Page 7-8

Section three: Utilizing Audacity to procure a Vocal Sample Page 10-18

Section Four: Utilizing the Portal for Optimal Results Page 19-24

Section Five: What the Portal Has to Offer Page 25-37

Section Six: Supporting Articles

Subsection 1 Articles written by Sound Health Pages 38-82

Subsection 2 Articles written by other sources 83-107

Section Seven: Supporting Profiles Page 108-120

Section Eight: Available Software Page 121-140

Section One: Welcome to the Portal

Access our Portal By using the following Link:

<https://soundhealthportal.com/>



Generate Your new portal account using the following steps:

1. At the top of the page select the Register option, then Login/Register feature.

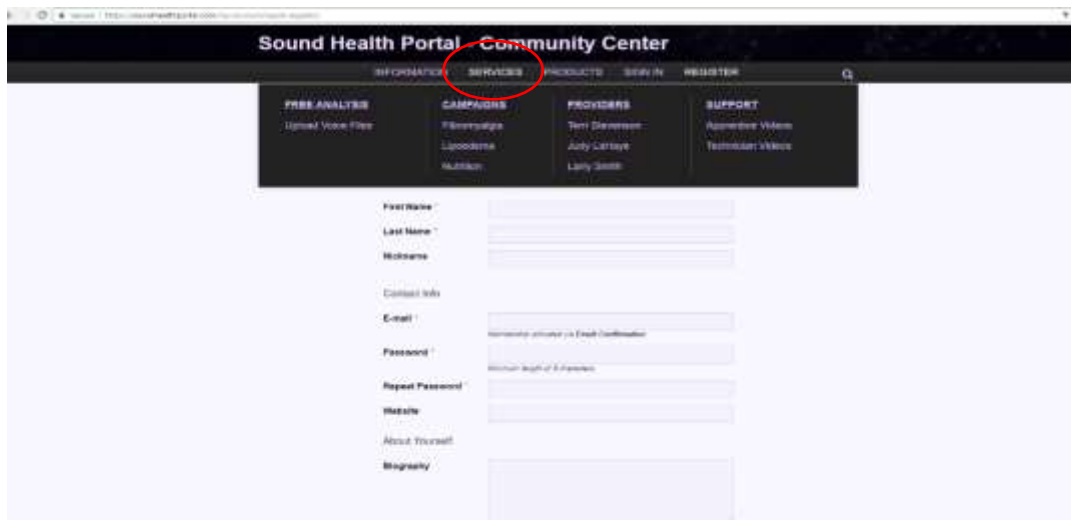


2. Complete your registration by following the prompts on the screen.



The screenshot shows the registration page of the Sound Health Portal - Community Center. The page has a dark header with the title and navigation links: INFORMATION, SERVICES, PRODUCTS, SIGN IN, and REGISTER. The registration form includes the following fields: Name, Username (with a note: "Sign in using Username or Email. Please note: You must be at least 18 years old to register for the Sound Health Portal Community Center account and consent to the Terms of Use (https://www.soundhealth.com/terms-of-use) before registering a new account."), First Name, Last Name, Nickname, Contact Info, E-mail (with a note: "Must be a valid email address"), Password (with a note: "Minimum length of 8 characters"), Repeat Password, and Website. There is also a "Forgot Password" link at the bottom.

3. After your registered begin exploring the Portal. At the top of the page select Services. This will allow you access to the training videos, your templates and allow you to practice with our Nanovoice software.



The screenshot shows the Sound Health Portal - Community Center Services menu. The "SERVICES" link in the navigation bar is circled in red. The menu is divided into four columns: PRE-ANALYSIS (Upload Voice File), CAMPAIGNS (Filter Campaigns, Upload Campaigns, Add New Campaign), PROVIDERS (Text-to-Speech: Judy Cartaya, Larry Smith), and SUPPORT (Appointment Videos, Testimonials/Videos). Below the menu, the registration form fields are visible, including Name, Username, First Name, Last Name, Nickname, Contact Info, E-mail, Password, Repeat Password, Website, About Yourself, and Bio/Goals.

Preparing your computer to work with BioAcoustic Software

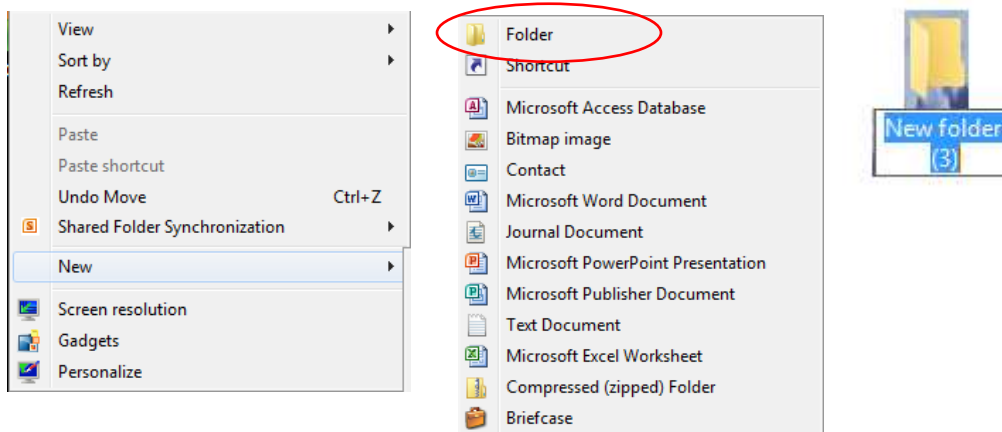
NOTE: It is unfortunate, but true, that we cannot support Mac Systems. We have some knowledge but are generally useless when it comes to Mac's

To help organize your work, create three new folders on your desktop:

1. WAVES, 2. GNS (short for Genesis) and 3. CLIENTS:

Instructions for creating Folders on your desktop:

- ⦿ **Find an empty spot on your desktop**
- ⦿ **Right Click, go to ‘new’, left click, move to “folder”, let go**
- ⦿ **A “New Folder” icon will appear**
- ⦿ **Rename your folder**



Connecting the MICROPHONE

Almost any microphone can be used with your NanoVoice Personality Profiler.

Samson C01U - USB Studio Condenser
Microphone
(Samson Go Mic \$35-\$80)



USB desktop microphones
(\$20.00 - \$30.00 at Amazon)



Connect the microphone into a USB port on your computer.

1. If necessary you may be prompted to install a driver file associated with the microphone. Samson drivers are generally installed automatically at the time the microphone is plugged in.

USB mics are plug-and-play and usually require no installation

Microphone Preparations

- Check to be sure the microphone is snugly connected into the USB port of the computer. Sometimes an extra push will facilitate a “snap in” that is required to “seat” the microphone the first time it is inserted.
- Confirm the microphone is “On” position. USB mics receive power from the USB port. Some microphones may have an on/off switch. If there is a switch, it will need to be in the up or on position. The Samson’s have a small green light on the head of the microphone if it is active. Table models may have a button on the base of the microphone to indicate on/off.

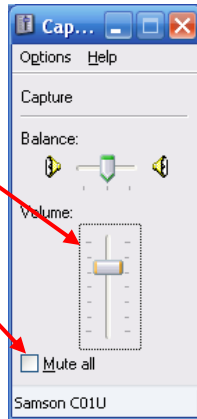
- If you have issues with your volume, confirm in Audio settings of the computer that the microphone option is not muted. To accomplish this:

- a. Go to Start, Control Panel.
- b. Double Click on Audio and Sound Devices.



c. Click on the Audio tab. Under **Sound Recording**, click on Volume.

d. Confirm that the volume slider is set about mid-level on the volume tab. Logitech volume needs to be higher than the Samson



e. Make sure the MUTE box is not checked

f. Close these windows

If the **Default Device** does not show the name of your microphone, click on the small down arrow




The person speaking in the microphone should be at least 4-6 inches away. Let the volume indicator of the software be your guide as to how close the person should be.

Down Loading Audacity:

From the web go to Audacity @ <http://audacity.sourceforge.net> and click the Download




tab. Follow the directions. Save file and follow setup wizard to install. There is a MAC version. A newer version is available: 2.0.5. It is more sophisticated but not necessary appropriate for BioAcoustic purposes. Any version 2.02 or better would be fine. The installation will place an Audacity Icon – pictured below – on your desktop.



The Audacity logo features a pair of blue headphones with a stylized flame or sound wave in yellow and red between them, followed by the word "Audacity" in a blue, serif font with a registered trademark symbol.

Home About **Download** Help Contact Us Get Involved Donate

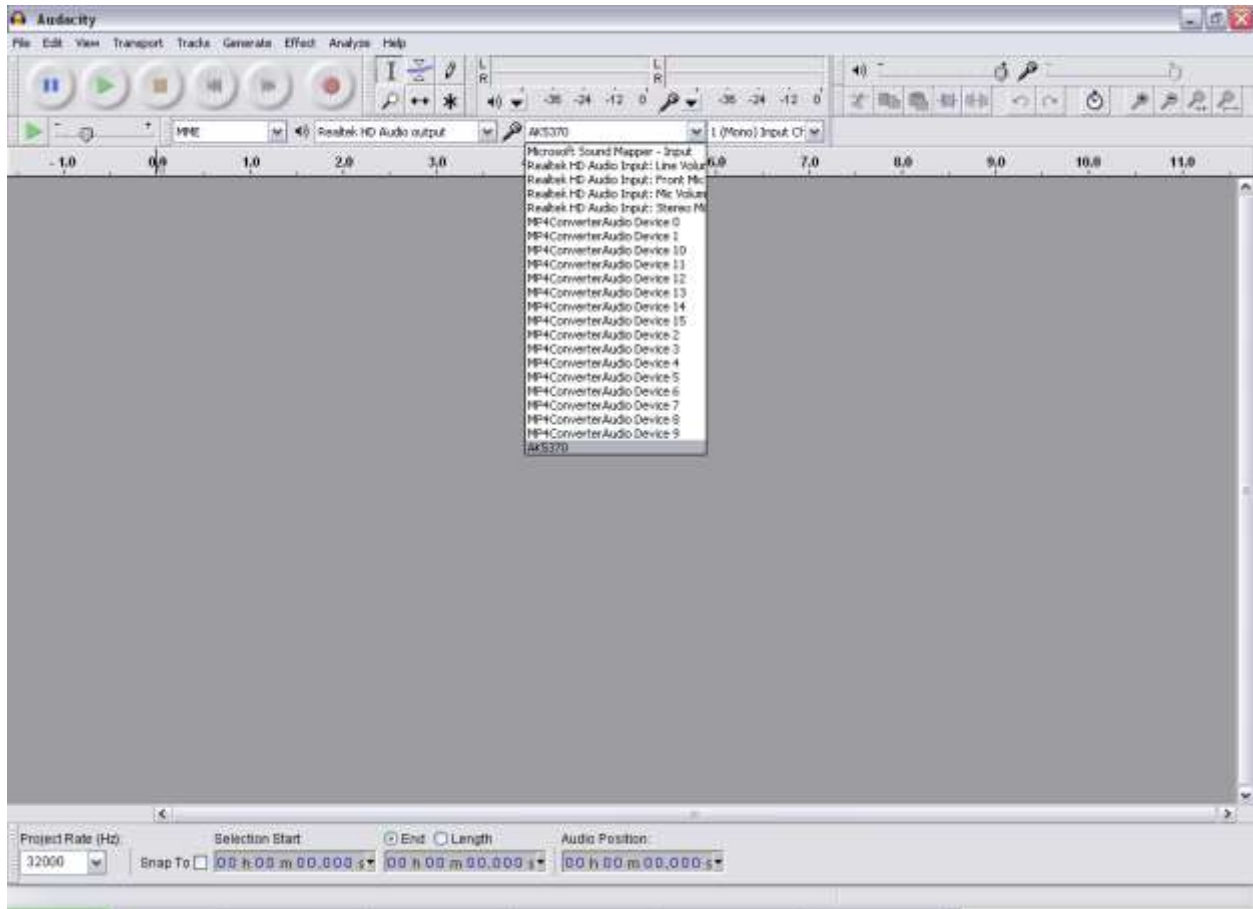
Download

Audacity 2.0.5	
	Audacity for Windows® (Windows 2000/XP/Vista/Windows 7/Windows 8)
	Audacity for Mac® (Universal Binary for Mac OS X 10.4 or later)
	Audacity for GNU/Linux® (source code)
Release Notes for Audacity 2.0.5	

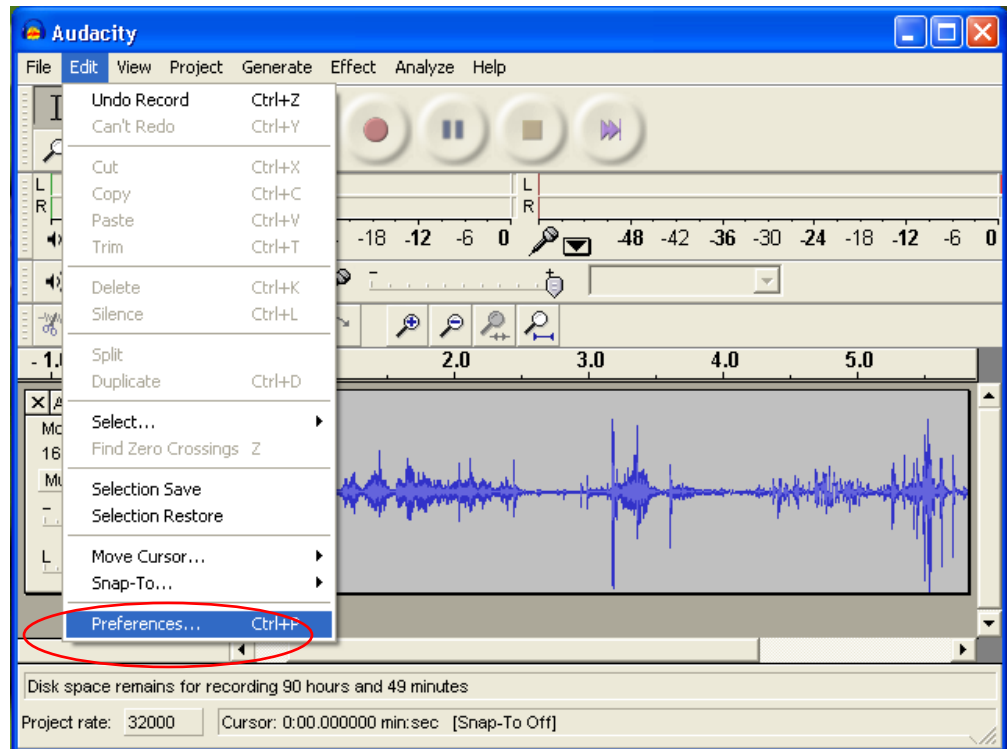
Download
Audacity
Windows
Mac
GNU/Linux
Source Code
Release Notes (Wiki)
Plug-Ins and Libraries
Obtain a CD
Vendors and Distributors of Audacity

Before you can capture a WAV, file using Audacity there are several adjustments that need to be made to your installed file.

1. Check your mic setting: in the center towards the top of audacity there will be a microphone icon. - to the right of it is a drop-down menu. Click the arrow on the drop-down menu, from the list your microphone will probably be the last selection. Click on it. (If you started Audacity first then plugged in your microphone Audacity might not recognize it. To solve this, leave your microphone plugged in, exit out of audacity and restart it. It should now recognize the microphone.)



2. Checking your Preferences: Go to Edit – then to the bottom of that menu to Preferences.

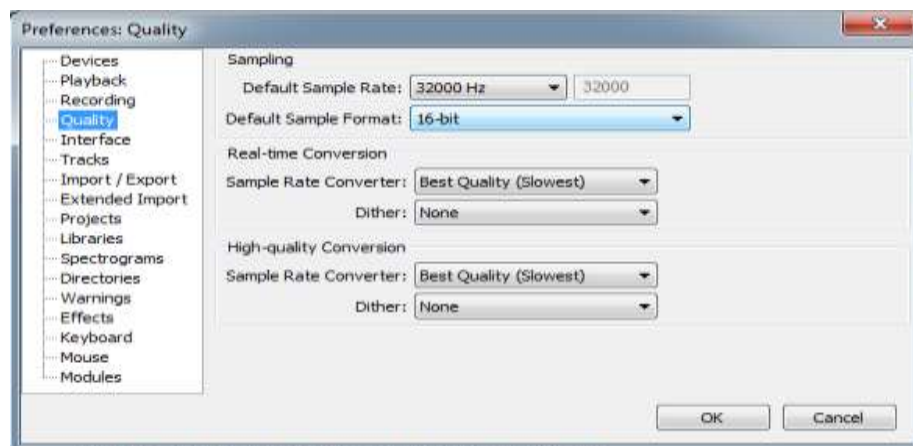


Go to Quality:

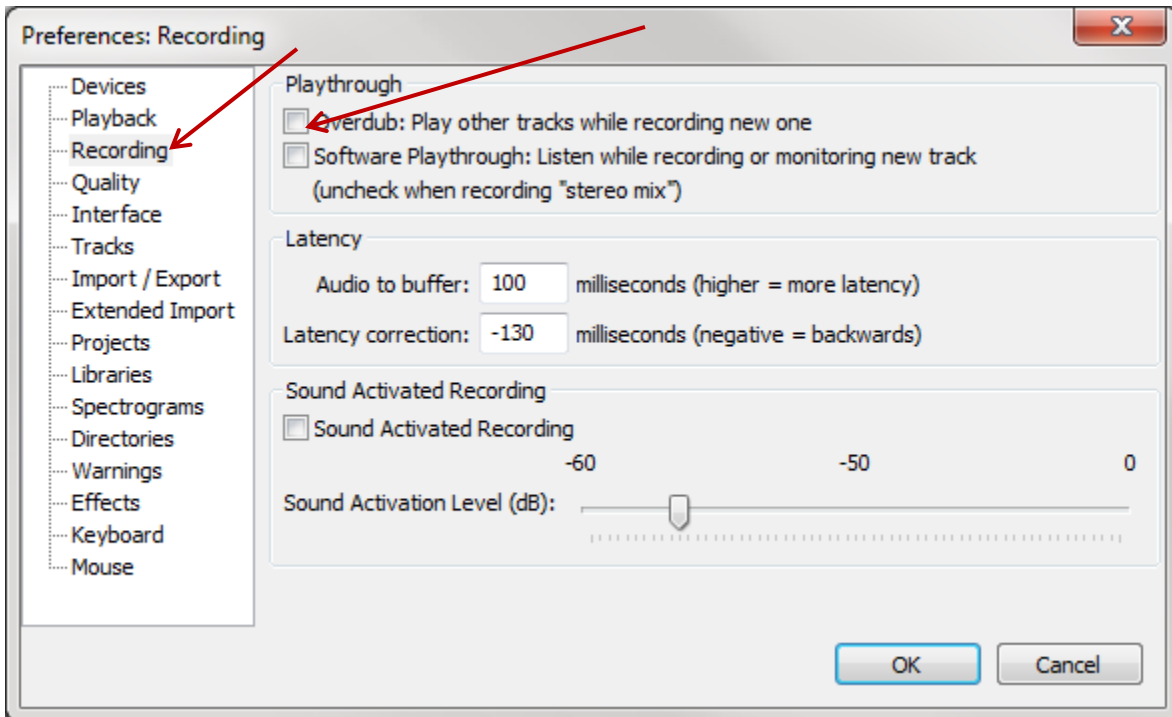
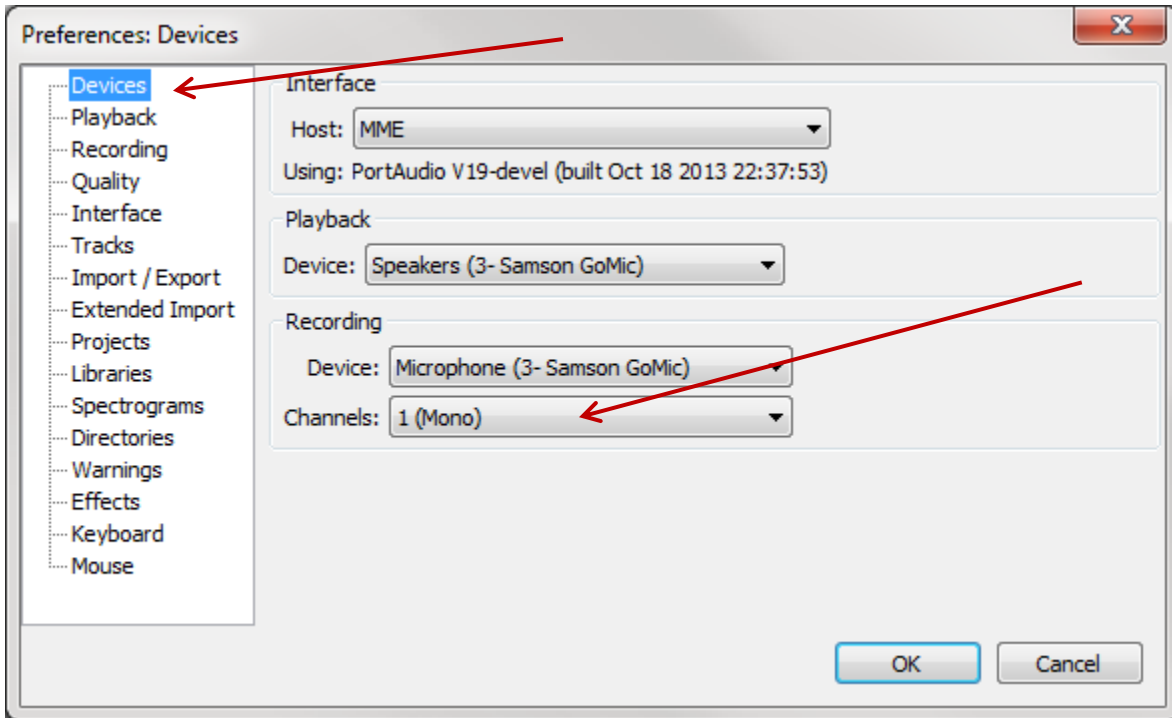
Default Sample Rate should be 32000Hz

Default Sample Format = 16 bit

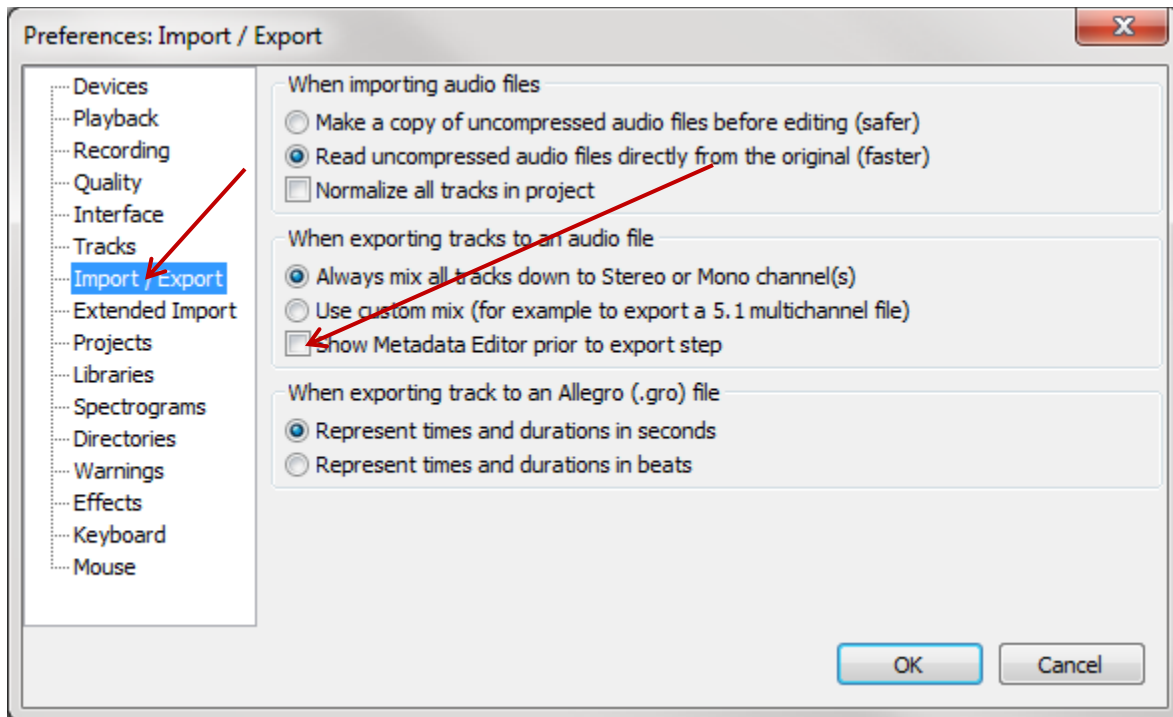
Sample Rate = choose BEST Quality for both



Still under Preferences, choose Devices: under RECORDING choose microphone if you haven't already – under CHANNELS choose MONO Under RECORDING uncheck Overdub



Under Import/Export – uncheck “show Metadata...” – second set of sentences – last one

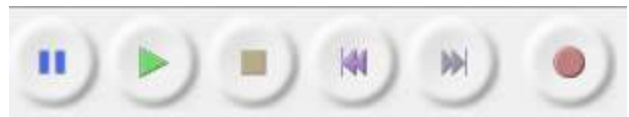


You are now ready to record! Steps to Record a Vocal Sample using Audacity

1. The microphone should be held about one to two inches away from the speaker. Do not twist the cord or allow electrical cables/cords to touch the microphone cable while recording.

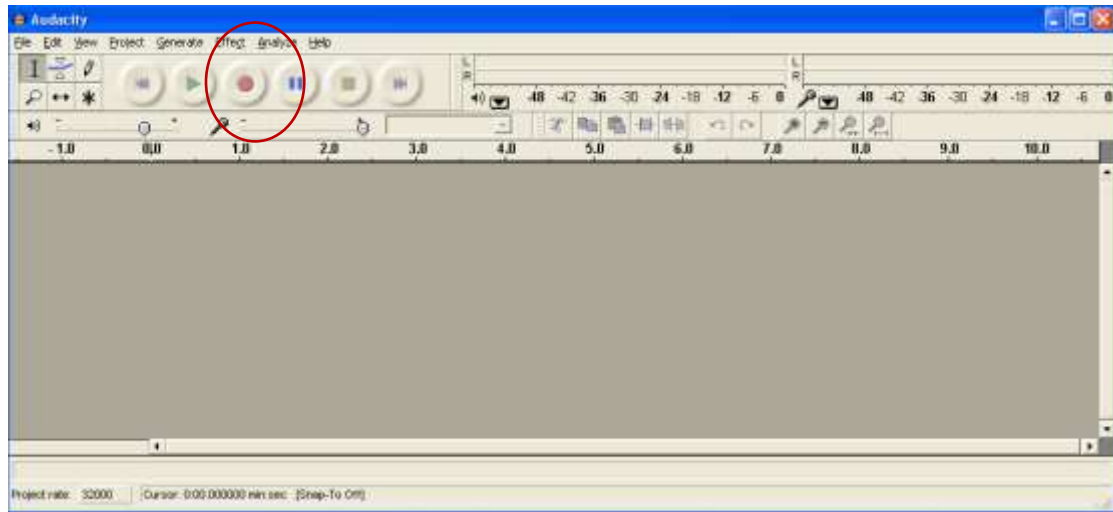
Note: When you begin speaking, do not recite, sing, count or read. Speech should be completely unrehearsed. Giggling, laughing, crying, etc. are all appropriate vocal forms for evaluation. If you are comparing samples using the Abacus, capture two separate vocal samples: one-speaking for 30 seconds about something mundane, and the second speaking for 30 seconds about health concerns. If you don't save these separately as you produce each 30 second sample, then the samples will be combined by Audacity – and be useless to you. Don't try to cut and paste – start over – you only loose data when you attempt to edit an inappropriate file.

A = Pause B = Play C = STOP
D, E – Reverse/Forward F = RECORD



A B C D E F

2. After your client begins to speak, click once on the red circle (Record button) to begin recording. You should be able to view the recording in the screen.

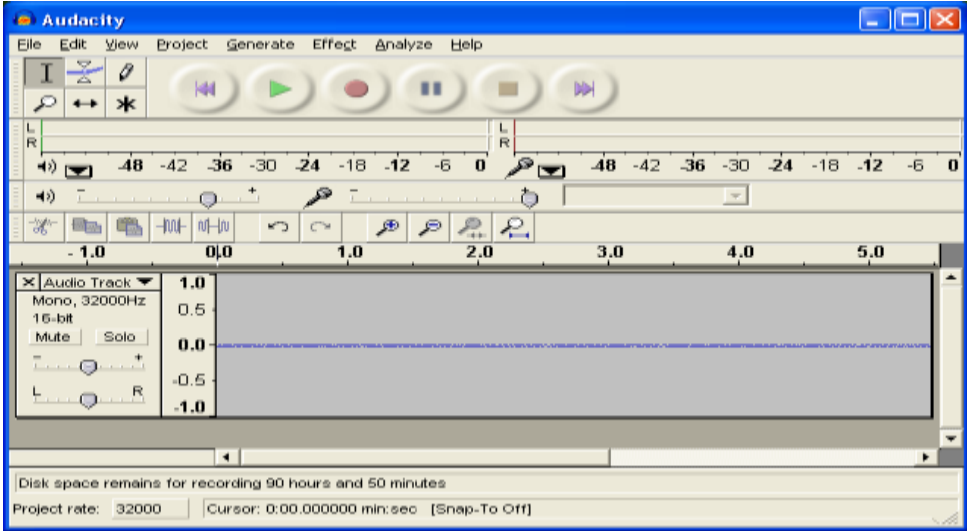


Volume Control – do not change the volume control during a recording – it distorts the results

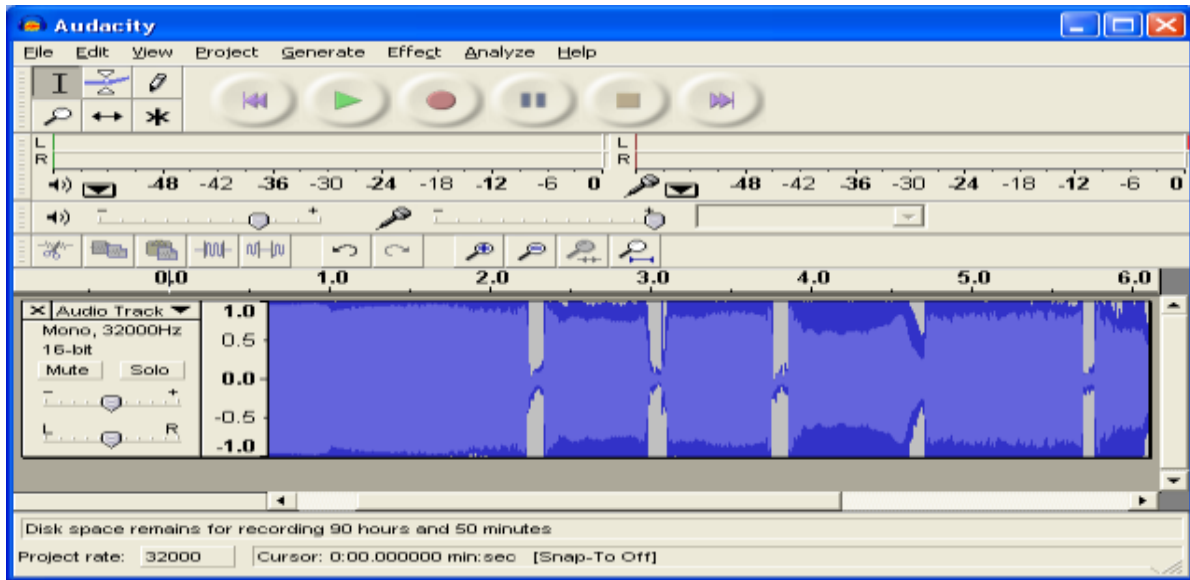
Acceptable Volume




Unacceptable Volume - Volume too low or person too far away from the microphone



Unacceptable Volume - Volume too loud or person is too close to the microphone



If at any time, the client stops speaking, click once on the Pause button . You can restart the recording from the point of silence. Stop and start as many times as necessary to capture a 30-40 second voice sample.



Exporting a Voice Sample Using Audacity

1. Click File on the screen.

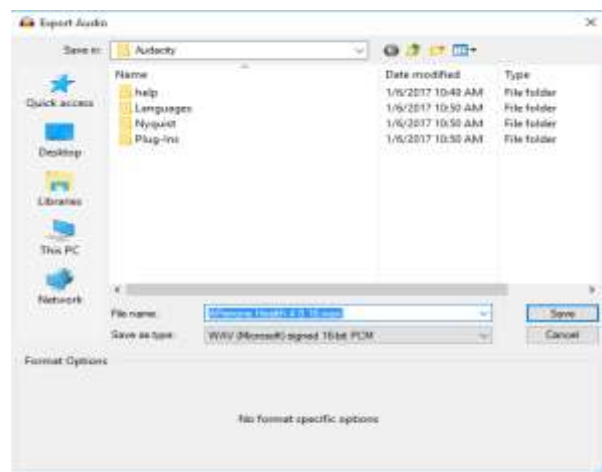


2. Select Export Audio

3. The following screen will open asking you to choose a Folder to store the .wav file

4. Choose the location to **Save In**. A separate folder called “Wave Files” on the desktop is the best place to

5. Type a **Name** for the file. It is not necessary to type “.wav”; this is automatic for most computers. A convenient way to name the file is to use the client’s first initial, last name, the date, and the format “H” (health) or “M” (mundane). For example: RSmith042705H to indicate (Ron Smith, 4/27/2005, Health recording for use with the Abacus). **DO NOT use slashes “/” as part of the file name.**



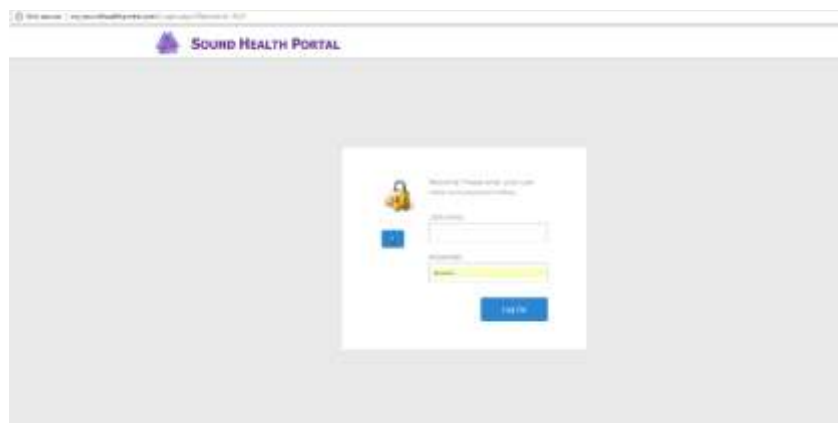
Section Four: Utilizing the Portal for Optimal Results

Now that you have downloaded Audacity and accessed the portal you are ready to begin uploading your procured vocal samples to the portal to receive wellness reports for your clients. Begin by logging into your portal. At The top of the home screen simply select the sign in option.

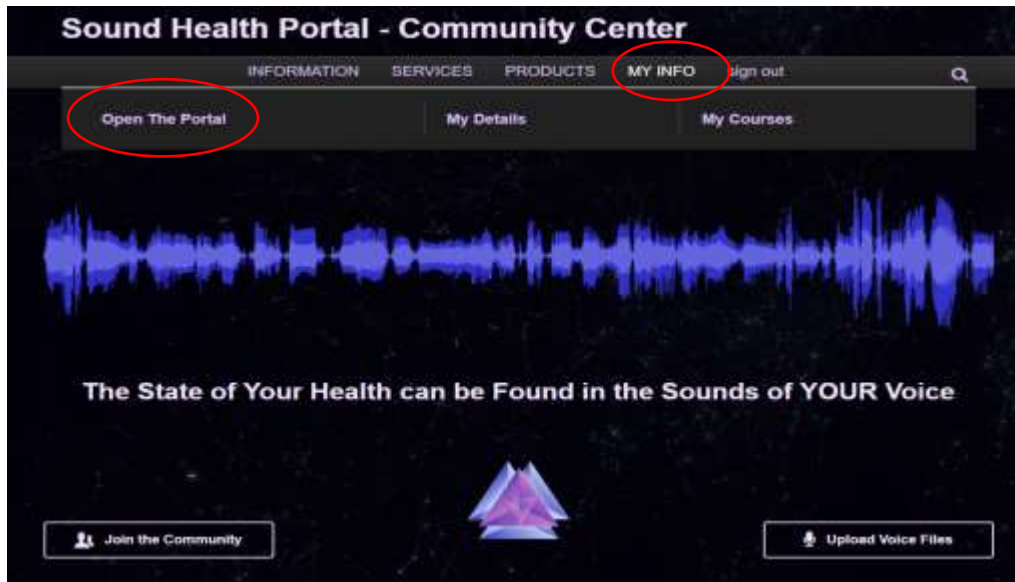


You can also access your portal by using the following link which allows you to skip the home page and sign directly into the portal. In which case your login will appear automatically.

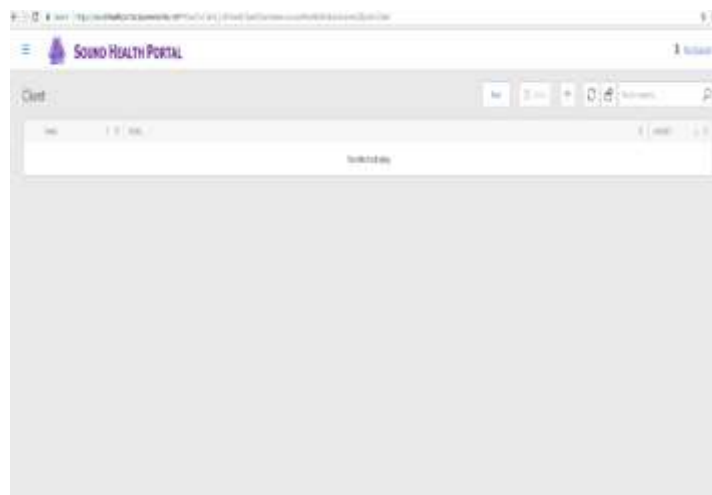
<http://my.soundhealthportal.com/Login.aspx?ReturnUrl=%2f>



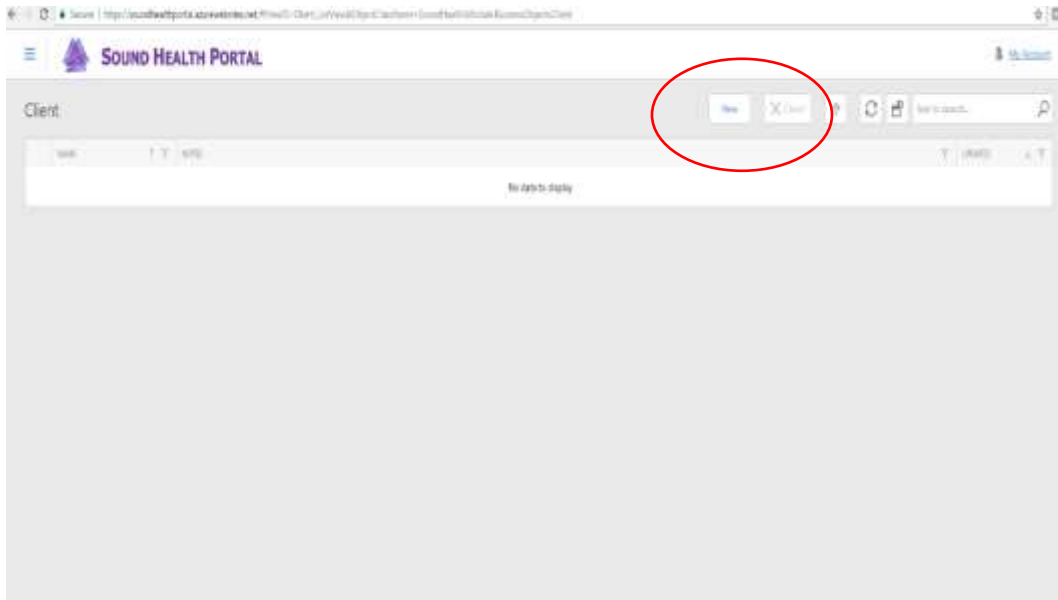
Once logged in select the My Info tab at the top of the page and then the Open The Portal option.



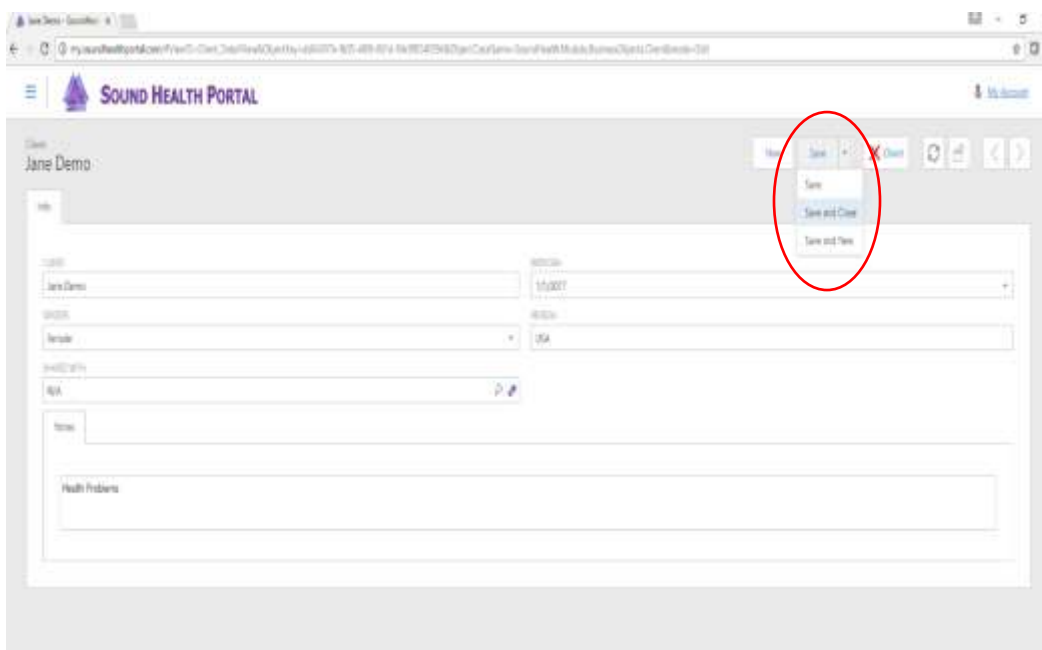
Your first time entering the portal should look similar to this:



Now you will need to create a client. To begin click the NEW button in the upper right hand corner.



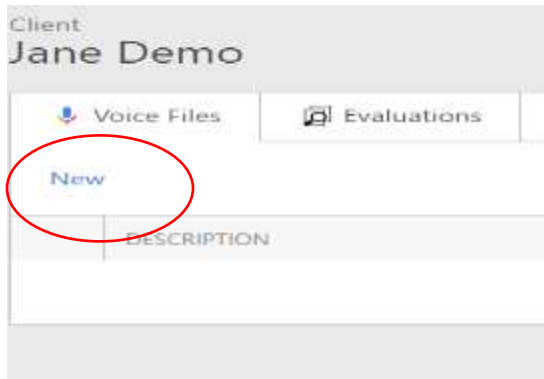
Once you have entered your client's information select the save drop box in the upper right hand corner. Select the Save and Close option.



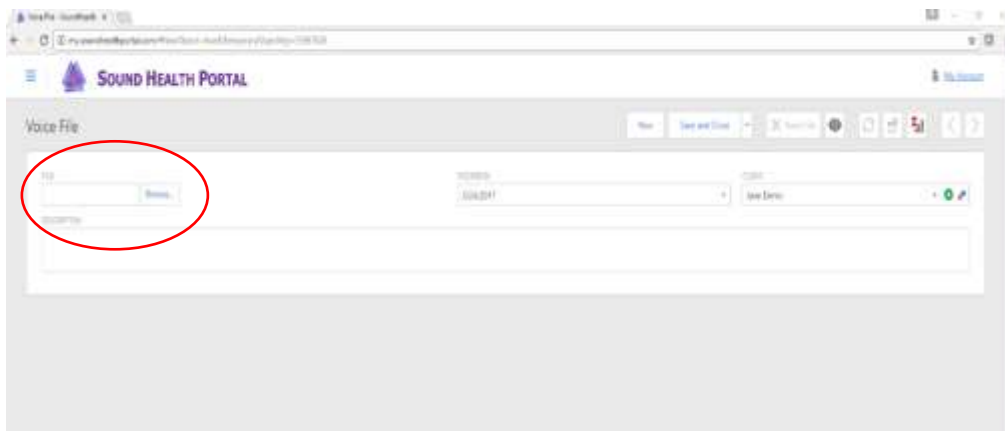
Now select the three lines in the upper left corner next to the portal logo and select clients.



Now select your client. To upload your clients voice Sample, click on NEW under the Voice Files tab.




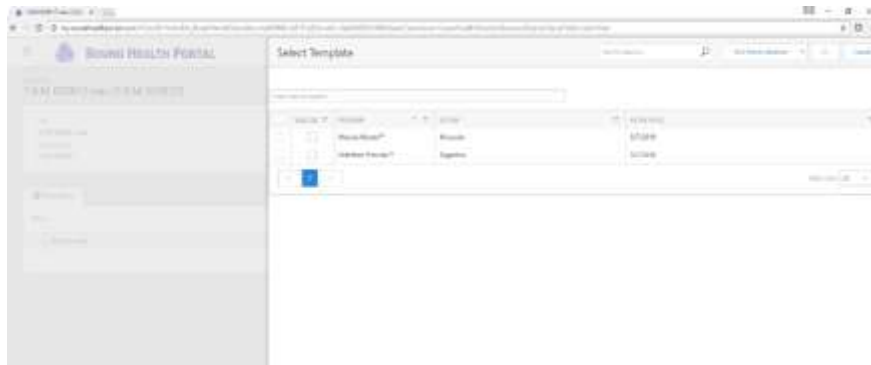
Your screen will now look similar to this. Now select the browse button and search for the correct WAV file.



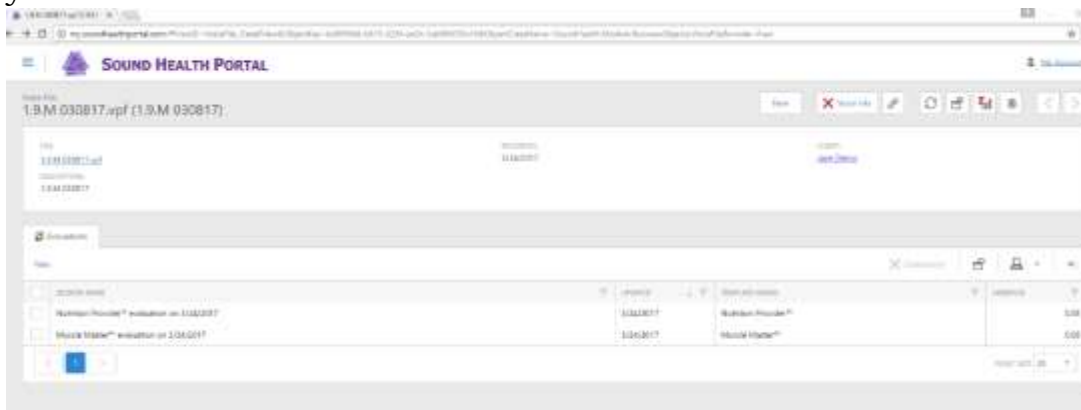
Once you have uploaded your WAV file select the Save and Close option again. Now click on that WAV file to select and begin working with it.



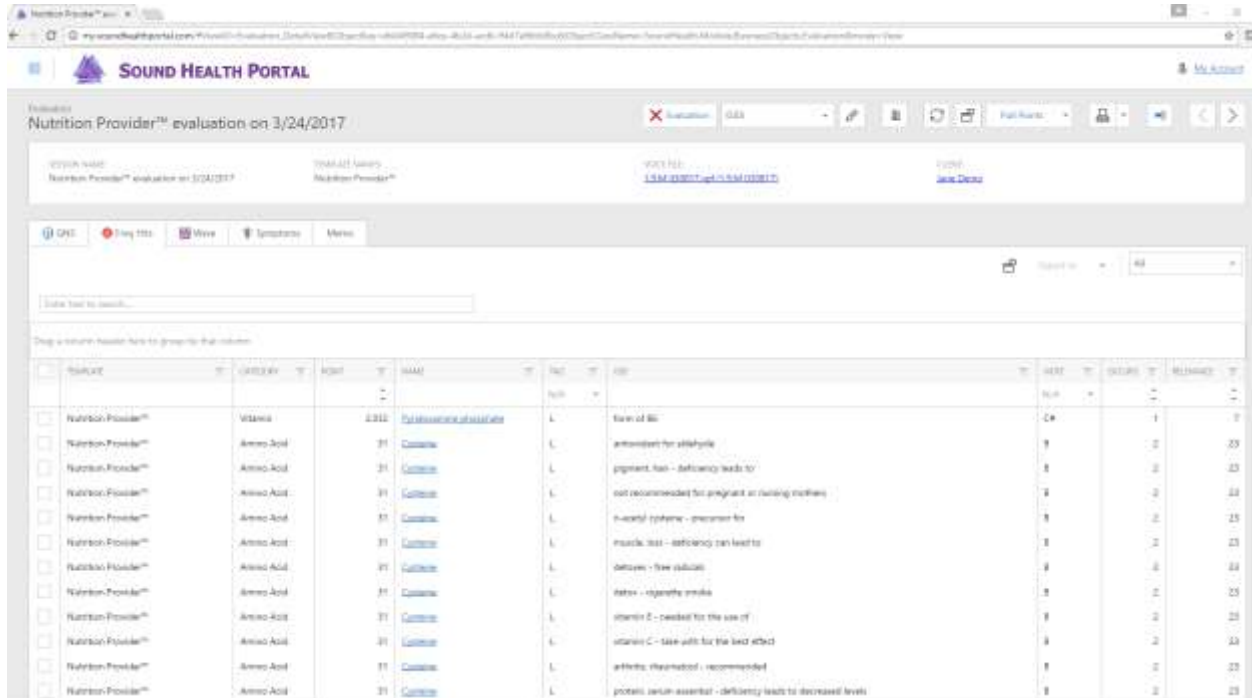
At the top select the  Button to begin running the WAV file through your templates.



Select which templates you wish to use by checking the box to the left of the template title. Then click OK. These will now appear under the evaluations for your client.



Select one of the evaluations to view the report. Your report will look similar to this:



The Portal Makes reading the Voice Sample clear and precise and eliminates the need for interpretation. You simply put a file in and get your report back. This leads to a much faster and more accurate evaluation of your client's vocal sample. For more tutorials on the portal visit the following link and view the portal tutorial videos: <https://soundhealthportal.com/how-to-videos/>

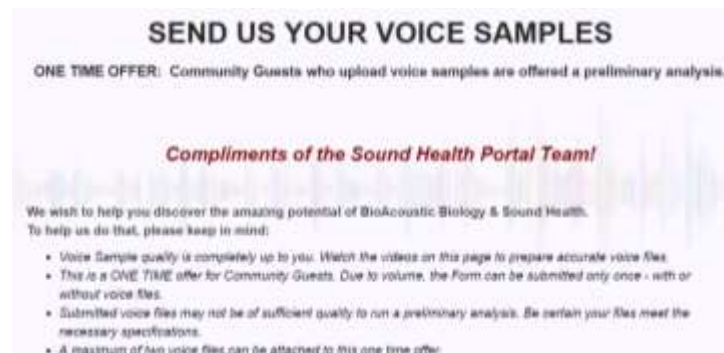
OVERVIEW

-Information:

- About BioAcoustics
- Our Mission
- Clinical Services
- About Us
- Frequently Asked Questions
- Videos
- Articles
- Radio
- How to Register

SERVICES

-Free Analysis:



SEND US YOUR VOICE SAMPLES

ONE TIME OFFER: Community Guests who upload voice samples are offered a preliminary analysis.

Compliments of the Sound Health Portal Team!

We wish to help you discover the amazing potential of BioAcoustic Biology & Sound Health. To help us do that, please keep in mind:

- Voice Sample quality is completely up to you. Watch the videos on this page to prepare accurate voice files.
- This is a **ONE TIME** offer for Community Guests. Due to volume, the Form can be submitted only once - with or without voice files.
- Submitted voice files may not be of sufficient quality to run a preliminary analysis. Be certain your files meet the necessary specifications.
- A maximum of two voice files can be attached to this one time offer.

-Campaigns:

Fibromyalgia

Lipedema

Nutrition

Watch a Testimony

Free Membership

Send Voice Files

-Providers Pages: See Providers and send them a vocal sample directly

-Support:

Apprentice Videos



Walk through these informative step by step videos!

Showing Capabilities Available to Apprentices

Step 1 ⇒ Prepare Your Computer

This video offers an option to set up your filing system. We recommend keeping client's personal information (Name, Address & Contact Info) exclusively on your local machine and not in the Portal. Details used in the Portal are minimal, secure and should reference locally stored private data.

Step 2 ⇒ Capturing Quality Voice Recordings

GIGO: Garbage in, garbage out.

The microphone is the most variable and critical link between the voice and your final results.

This video shows you how to capture the best possible voice sample.

Step 3 ⇒ Preparing Voice Files for Upload

Use [Audacity®](#) a free audio recording and editing program to create audio files for Portal upload.

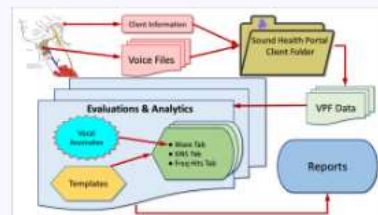
During every recording session, capture enough audio to produce two (2) 30 second voice files:

1. Mundane: The person talks about anything that comes to mind.
2. Health: The person speaks specifically about their symptoms or health complaints.

An Overview of the Portal

This video presents a flow chart of how things get done in the Portal.

Click the image for reference. ⇒



"Client" Page Functions

These Videos give an overview of what is available on the landing page and what you can do.

When logging in, you land on the "Client" page showing your list of client folders.

"Evaluations" Page Functions

Overview of what is available on the Evaluations page and what you can do.

All of your evaluations are listed on this page.

Step 4 ⇒ Creating a Client Folder

This video shows the simple step-by-step process of creating a new Client folder.

Client Folder Functions

This video shows the functions available to you in the client's folder.

Within the client's folder are three Tabs: "Voice Files", "Evaluations", and "Info".

Client's "Voice Files" Tab Functions

This video shows the functions available on the "Voice Files" tab.

Client's "Evaluations" & "Info" Tabs

This video shows the functions available on the "Evaluations" and "Info" tabs.

Step 5 ⇒ Uploading Voice Files

This video shows the simple step-by-step process of uploading voice files.

Step 6 ⇒ Creating Evaluations

This video shows the simple step-by-step process of creating evaluations.

Evaluation Functions (Part 1)

This video shows a portion of the many features used during evaluations including:

- Selecting a Template and Pulling Points
 - "Wave" Tab manipulation
 - "GNS" Tab details
-

Evaluation Functions (Part 2)

This video shows features used during evaluations on the Frequency Hits ("Freq Hits") Tab.

Step 7 ⇒ Creating Reports

This video shows how to export client reports for storage in your local machine.

More on the way!

Technician Videos



THE TECHNICIAN'S PORTAL

Your Name

Walk through these informative step by step videos!

Showing Capabilities Available to Technicians

Step 1 ⇒ Prepare Your Computer

This video offers an option to set up your filing system. We recommend keeping client's personal information (Name, Address & Contact Info) exclusively on your local machine and not in the Portal. Details used in the Portal are minimal, secure and should reference locally stored private data.

Step 2 ⇒ Capturing Quality Voice Recordings

GIGO: Garbage in, garbage out.

The microphone is the most variable and critical link between the voice and your final results.

This video shows you how to capture the best possible voice sample.

Step 3 ⇒ Preparing Voice Files for Upload

Use [Audacity®](#) a free audio recording and editing program to create audio files for Portal upload.

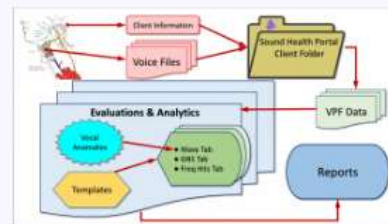
During every recording session, capture enough audio to produce two (2) 30 second voice files:

1. Mundane: The person talks about anything that comes to mind.
2. Health: The person speaks specifically about their symptoms or health complaints.

An Overview of the Portal

This video presents a flow chart of how things get done in the Portal.

Click the image for reference. ⇒



"Client" Page Functions

These Videos give an overview of what is available on the landing page and what you can do.

When logging in, you land on the "Client" page showing your list of client folders.

"Evaluations" Page Functions

Overview of what is available on the Evaluations page and what you can do. All of your evaluations are listed on this page.

Step 4 ⇒ Creating a Client Folder

This video shows the simple step-by-step process of creating a new Client folder.

Client Folder Functions

This video shows the functions available to you in the client's folder. Within the client's folder are three Tabs: "Voice Files", "Evaluations", and "Info".

Client's "Voice Files" Tab Functions

This video shows the functions available on the "Voice Files" tab.

Client's "Evaluations" & "Info" Tabs

This video shows the functions available on the "Evaluations" and "Info" tabs.

Step 5 ⇒ Uploading Voice Files

This video shows the simple step-by-step process of uploading voice files.

Step 6 ⇒ Creating Evaluations

This video shows the simple step-by-step process of creating evaluations.

Evaluation Functions (Part 1)

This video shows a portion of the many features used during evaluations including:

- Selecting a Template and Pulling Points
 - "Wave" Tab manipulation
 - "GNS" Tab details
-

Evaluation Functions (Part 2)

This video shows features used during evaluations on the Frequency Hits ("Freq Hits") Tab.

Step 7 ⇒ Creating Reports

This video shows how to export client reports for storage in your local machine.

PRODUCTS

-Overview of Portal Subscriptions:

Apprentice	Technician	Practitioner
		
<p>Open to the Sound Health Community. Begin your self instructed adventure into BioAcoustic Vocal Profiling. Gain full use of the Portal, nanovoice i™, promotional Templates and much more! Join the Community!</p>	<p>The Technician level is open to Apprentices who have been accepted into the 2 Day Technician Class. Technicians provide a service in their communities by revealing to health professionals and their clients, Frequency Equivalent™ health anomalies.</p>	<p>Sound Health offers a 5 Day Professional Seminar for Technicians wishing to expand their capabilities by becoming Sound Health Practitioners. With additional technology, they provide clients direct options for well being and health alignment.</p>

-Access to Searchable Templates

This section of the book is divided into two sub-sections of articles. Articles written both by Sharry Edwards and by those who support the theories of sound healing and medicine.

Please Use these articles as information and reference for both you and your clients.

Vocal Analysis Reveals Angelina Under Incredible Stress



Angelina Jolie Pitt – 04/29/17

I used three distinct vocal samples of Angelina Jolie to create BioAcoustic Management Reports. For the final report, I used only the vocal frequencies that appeared concurrently within all three samples.

BioAcoustically speaking* everything is something else. This means that any one frequency can be correlated to many things; a genome, muscle, biochemical, pathogen... Using BioAcoustic data, we look for more than one correlation for an issue. For example, the Frequency Equivalents™

of three major biochemicals show up in nearly every cancer diagnosed client; Calcitonin, Catalase, and Vitamin A.

In the case of Angelina Jolie, she has serious issues with all three:

Calcitonin is produced in the thyroid and parathyroid function: Robert O. Becker, MD wrote (Cross Currents) that when a cell is damaged or stressed, the cell “calls” calcium to the site to facilitate repair. Calcitonin controls available calcium and when calcium is not available; the next best frequency present is welcomed by the cell. One such Frequency Equivalent to Calcium is – 5HETE, a cancer food. Calcitonin is known as a biomarker for cancer.

[The body and brain respond to frequencies as a measurement tool to be used for therapeutic predictability and resolution. When a cell has a demand for glutamate (a perfectly natural amino acid that the body uses daily) it is often that Aspartame (a toxin) reports to the site since glutamate and aspartame are the same frequency, in BioAcoustic terms. If Glutamate is not present, the cell is likely to bind with Aspartame.

Catalase is showing to be unbalanced in both the gene and the enzyme in Jolie’s analysis. There is a relatively low Significance with Catalase (under 20); which mean Catalase should be monitored but is not necessarily an urgent issue. Overexpression of Catalase is found in mammary cancer cells. Catalase removes hydrogen peroxide from cells. A fault on Arachidonic acid and hydrogen peroxide can result in the production of cancer food (5-HETE).

Vitamin A frequencies are also the same frequency as one of Burynski’s anti-cancer antineoplastons. Vitamin A and Retinol (a Vitamin A derivative) influences cell differentiation, proliferation and apoptosis

in addition to playing a role in breast ovarian and nasopharyngeal cancers. Jolie has both Retinol and frequencies for Vitamin A, in stress. Vitamin A also supports the creation of T Cells.

For a Professional BioAcoustic Provider, these three biomarkers would indicate that further investigation using our Cancer databases should be used to try to confirm or deny Cancer as a potential issue.

Frequencies associated with an AIDS gene were present in Jolie's evaluation. It actually appears twice at about 500 cycles per second indicating it had been present long term but not substantially activated. No Pathogenic AIDS frequency was found but our HIV database is limited. The same frequency for the AIDS gene can also related to the pathogen for Epstein Barr and metabolism associated with a form of Retinol, Lutein, Wogonin (an herb), Chlorine, Zeaxanthin and at least one strain of the Papillomavirus.

Priority listing by issue using frequencies that appeared on all three charts:

Hormones & Receptors

There are 562 entries in our database for persons diagnosed with hormonal cancer – Jolie has 298 or 54% of those frequencies contained within the frequencies of her voice. Relevance = 61 - anything over 20 should be considered important.

PTSD (Post Traumatic Stress Disorder) – Jolie matched 50% of indicators for others diagnosed with PTSD – Her count was 493 out of 986. Betrayal was indicated. Her vocal print was/is very similar to that of Princess Diana when she found out about Charles' dalliances with Camilla.

Brain = 1059 total entries – Jolie showed 519 matches = 49%. The reports indicated that Piracetam would likely be a good brain support for her.

Non-Hormonal Cancer Template – has 480 entries; Jolie matched 197 or 41%

Metabolism that supports cancer = 563 total entries; Jolie matched 47% (265 matches)

Adrenal Burnout 158 total entries – Jolie matches 39% --- 62 entries (again anything above 20 should be considered significant)

A larger listing of the databases used can be found near the end of this report.

Cancer genes activated:

BRCA 1 – the gene that caused her to seek a double mastectomy is present but subdued

Myc proto-oncogene protein – is activated – one of the HH's in Jolie's chart

Myc proto oncogene protein Genome is present but being managed

Myc proto oncogene Protein Activator is present

Since all three categories, Gene, Protein and Activator are indicated – this is a significant issue – below from Wikipedia

“A mutated version of Myc is found in many cancers, which causes Myc to be persistently expressed. This leads to the unregulated expression of many genes, some of which are involved in cell proliferation and results in the formation of cancer. Malfunctions in Myc have also been found in

carcinoma of the cervix, colon, breast, lung and stomach. Myc oncogene contributes to the genesis of many human cancers”

Tumor Suppressor protein P53 is unbalanced.

Abstract

The CD53 antigen is a tetraspanin protein of the lymphoid–myeloid lineage, but its implication in biological effects is hardly known. Radioresistant tumor cells express very high levels of this antigen. We have studied the effect of CD53 antigen ligation on the survival response of tumor cells to serum deprivation, a well-known stimulator of cell death that may mimic the tumor environment; for this aim IR938F and Jurkat cells, a B- and T-cell lymphoma, were used. Ligation of CD53 triggers a survival response and reduces the number of cells that enter apoptosis. In CD53- stimulated cells there is a significant reduction in caspase activation, measured by caspase processing of poly ADP-ribose polymerase, as well as a reduction in the fragmentation of DNA. CD53-stimulated cells also have an increase in the level of bcl-X_L and a reduction of bax protein, two components of the mitochondrial apoptotic pathway, changing their ratio by 24-fold in the direction of survival. This survival signal appears to be mediated by activation of the AKT, as detected by its phosphorylation in Ser473 upon CD53 ligation. The CD53 antigen interactions might contribute to cell survival in poorly vascularized regions of the tumor mass.

Bone morphogenetic protein 1 expresses three times and is associated with premature ovarian failure

Two incredibly important issues listed below come into play for Jolie who seems to have a suppressed immune system. **No external treatment is going to work until she corrects her internal energy cycle.**

Her Krebs Cycle (energy cycle) needs support (this produces cellular energy and allows the body to resist attack). Genetically her body is not processing sulfur appropriately which is part of the Krebs cycle. See Krebs Cycle illustration below – she has nearly half of the Krebs Cycle biochemicals in stress including niacin as NAD that catalyzes the Cycle. In Particular, the alpha-ketoglutarate is stressed and is found in cancer and suppressed immune systems.

The worst nonfunctioning frequencies related to Kisspeptin and Peroxisome:

From Wikipedia – “**Kisspeptin** (formerly known as **metastin**) is a protein that is encoded by the *KISS1* [gene](#) in humans. Kisspeptin is a [G-protein coupled receptor ligand](#) for [GPR54](#). *Kiss1* was originally identified as a human metastasis suppressor gene that has the ability to suppress [melanoma](#) and breast cancer metastasis. Kisspeptin-GPR54 signaling has an important role in initiating secretion of [gonadotropin-releasing hormone](#) (GnRH) at puberty, the extent of which is an area of ongoing research.^[6] Gonadotropin-releasing hormone is released from the hypothalamus to act on the [anterior pituitary](#) triggering the release of [luteinizing hormone](#) (LH), and [follicle stimulating hormone](#) (FSH). These gonadotropic hormones lead to sexual maturation and [gametogenesis](#). Disrupting GPR54 signaling can cause [hypogonadotropic hypogonadism](#) in rodents and man. The *Kiss1* gene is located on chromosome 1. It is transcribed in the brain, adrenal gland, and pancreas.”

Both the gene and protein for **Peroxisome** indicated unbalanced.

Cancer food is often listed as 5-HETE – Calcitonin helps provide balance for calcium. Why not prevent the body from creating cancer food by providing appropriate function of serum calcium through Calcitonin?

Calcium Preprotein and Calcium Receptor are both stressed – this inability to metabolize calcium well is likely one of the culprits that lead to cancer food being produced in the first place.

We have mapped three calcitonin receptors; Jolie has two of them in stress.

From Wikipedia- “Peroxisome proliferator – fat metabolism in the liver

Endogenous ligands include fatty acids such as [arachidonic acid](#) as well as other [polyunsaturated fatty acids](#) and various fatty acid-derived compounds such as certain members of the [15-hydroxyicosatetraenoic acid](#) family of arachidonic acid metabolites, e.g. 15(S)-HETE, 15(R)-HETE, and 15(S)-HpETE and [13-hydroxyoctadecadienoic acid](#), a [linoleic acid](#) metabolite.“

“Peroxisome proliferator may be responsible for the body attacking her female hormone regulators.”

Additional issue present:

The mineral calcium showed to be a significant issue in ALL of the databases used.

Indications are that she is not using niacin, B3, to rebuild DNA and create energy.

Nuclear factor kappa which supports immune system through the activation pathway for T-Cells is unbalanced.

There are indicators of Medications for anxiety, inflammation and pain.

Her fatty acid tissues are being attacked intrinsically.

Overall muscle deterioration present

Liver not working optimally to process sugars.

Signs of past ovarian cancer stress.

This report is brought to you as a public service to show what vocal analysis can reveal. Using vocal analysis frequencies provided by one person over time or of several persons who reports the same physical or emotional issues allow The Institute of BioAcoustic Biology to state that: People with similar issues have similar if not identical vocal anomalies (abnormalities). Jolie’s report was based on these accumulated databases.

This report was not written nor was it evaluated by a medical provider.

I’m not a doctor – provided as a public service

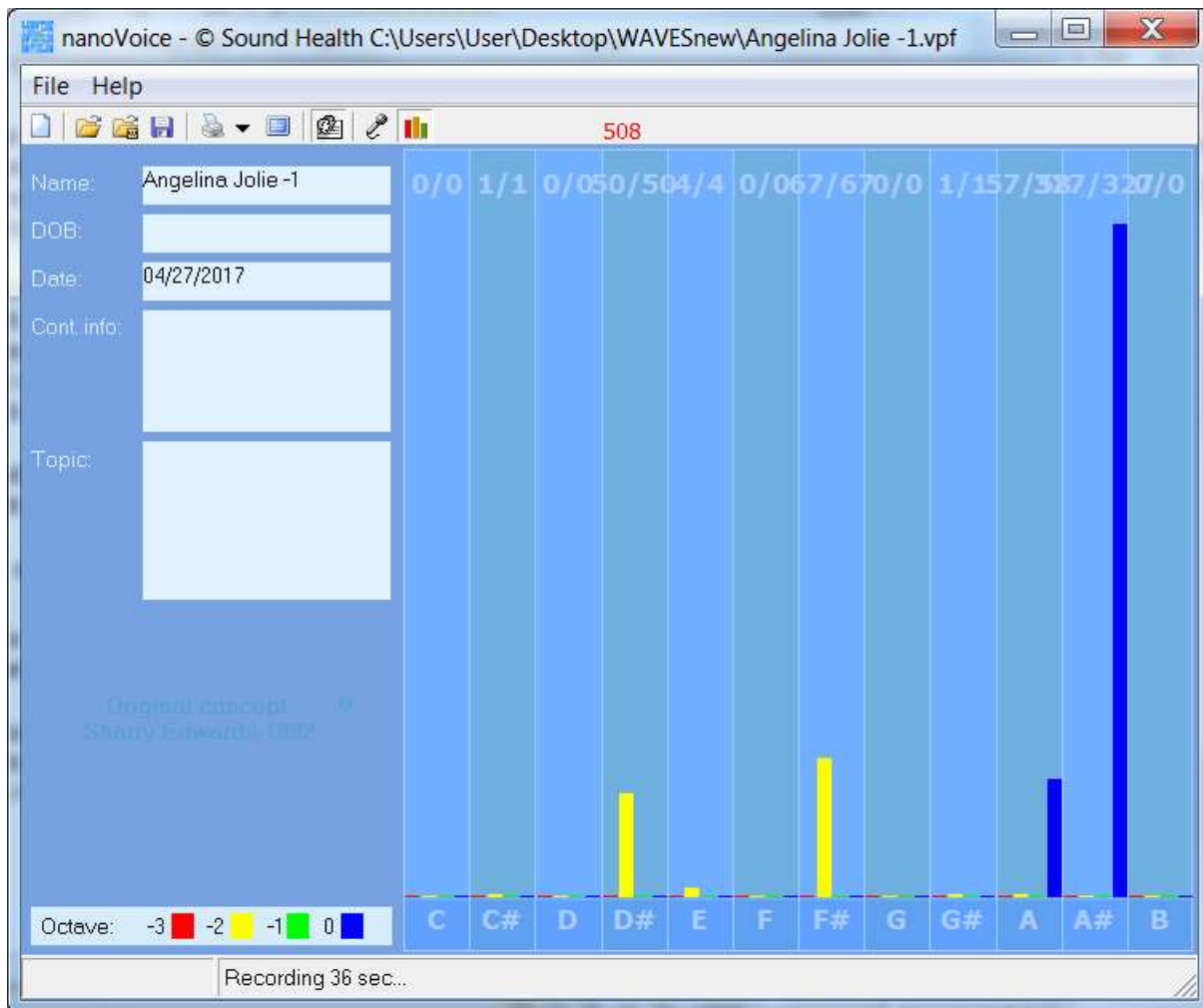
We test one person over time when symptoms occur

*All issues herein are expressed in terms of Frequency Equivalents.

Brought to you as a public service by the Sound Health Research Institute

Visit www.soundhealthportal.com

Evaluation	TAG	NOTE	BWM	SONG	USE	OCCURS
Combo 3 Jolie 4/28/2017	N/A	N/A				
▶ TEMPLATE: Adrenal Burnout™ (Count=62, 39%)						
▶ TEMPLATE: Cancer Absolute™ (Count=81, 53%)						
▶ TEMPLATE: Cancer Confer (Count=109, 47%)						
▶ TEMPLATE: Cancer Crusade™ (Count=197, 41%)						
▶ TEMPLATE: Co Fatters™ (Count=271, 36%)						
▶ TEMPLATE: Fatigue Fundamentals™ (Count=38, 35%)						
▶ TEMPLATE: Hormones & Receptors™ (Count=194, 39%)						
▶ TEMPLATE: Life Sines™ (Count=298, 53%)						
▶ TEMPLATE: Maintenance & Repair™ (Count=286, 34%)						
▶ TEMPLATE: Neuroplasticity™ (Count=34, 34%)						
▶ TEMPLATE: Pain Medication (Count=84, 17%)						
▶ TEMPLATE: PTSD™ (Count=493, 50%)						
▶ TEMPLATE: Super Brain™ (Count=519, 49%)						



COMPUTERIZED Vocal sample showing shutting down and betrayal

Angelina Jolie -1 - computer analysis

Recording Date: 04/27/2017

Missing Notes

You have no hits for the note(s) of: D, F, G, B. Either you did not take enough samples (100-500 is usually best) or your subject matter did not include thoughts or topics that would involve this/these note(s). See the Note Correlate Chart that appears on the Cover Page for more explanation. Having a chat with on one or very few notes indicates a person shutting down - in this case from someone who lied- the Spirit is suffering.

Points of Importance, Attention and Consequence

You think that feeding the mind is just as important as feeding the body. You are aware of how painful thoughtless words can be. You push yourself and others to finish the job. You love new ideas that mean

you can have a project to work on. Your reputation is very important to you. You will go to great lengths to protect it.

Your highest note is associated with your internal perspective of service to self vs. humanitarian needs. The spirit of your inner core resides with your ability to take quiet time for yourself. Your highest note is associated with the expression of duty to work and accomplishment. The ability to see the flaws in a plan and make it right resides with this note. Your highest note is associated with your internal perspective of insight and self-awareness. Internal faith, fairness and fulfillment reside with this note.

Your leadership ability is hampered by lack of opportunity. Having someone help you get started gets the job done faster. You don't always express your sense of confusion to the appropriate person.

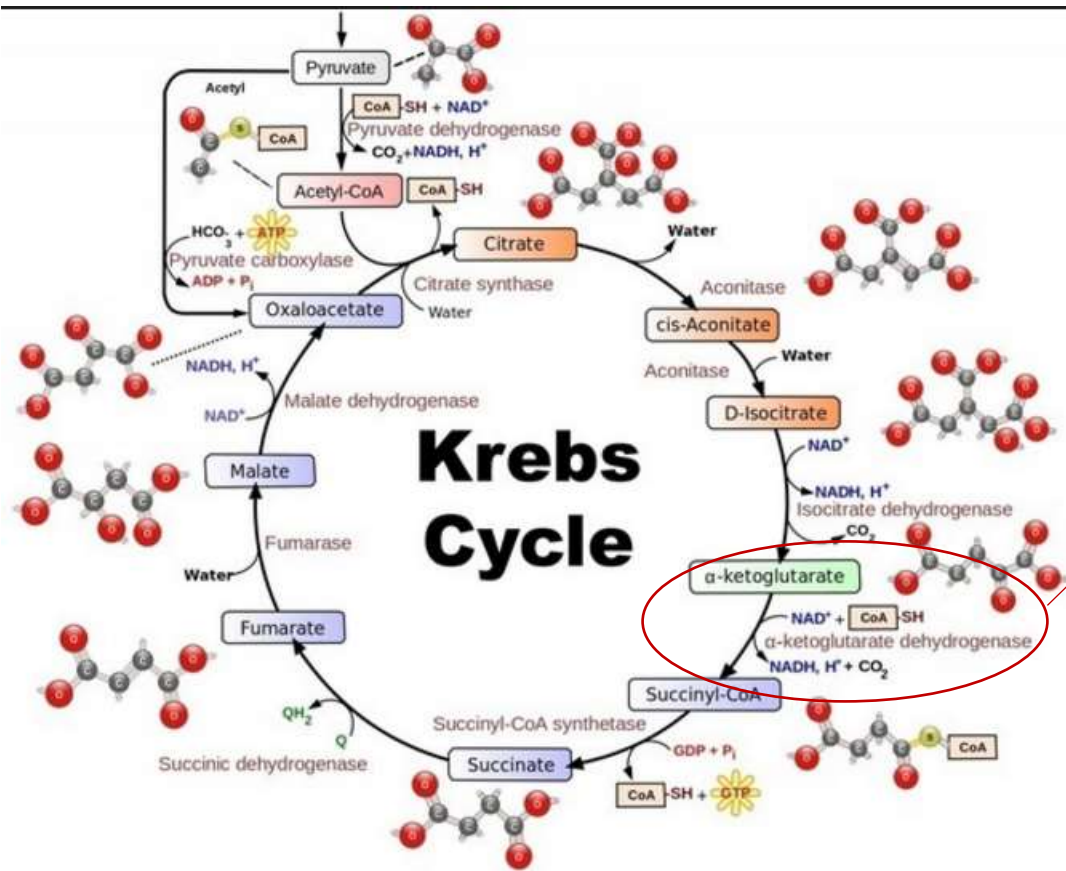
Points of Communication, Complications and Complaints

You actively seek to bring spirit into your interactions with others. You take pleasure in changing things for the better. You understand that trust should be earned but often trust without reservation.

As a natural leader, you sometimes get stuck with more than your share of the work. It is hard for you to understand why people take your peaceful nature as being an easy target. You know how you want things to look but sometimes don't have the energy to make it so.

A partial listing of databases used with Angelina Jolie

<http://www.nature.com/onc/journal/v22/n8/abs/1206183a.html>



This part particularly associated with Cancer. Jolie has most of this missing or in stress.

Angelina Jolie 04/29/17

This is the energy production pathway at a cellular level. Without this in good working order, the body can't fight off any invasion; from a common cold, to AIDS, to Cancer. No amount of outside treatment will work until this issue is addressed.

The Genome, not the pathogen, for AIDS shows up as a High, twice. The frequency range is around 500; just moving into long term but this is also the frequency for many of biochemical; bioflavonoids

*All issues expressed as BioAcoustic Frequency Equivalents

<https://www.youtube.com/watch?v=GNWp0mI2Plo> – talks about family and her marriage

<https://www.youtube.com/watch?v=JWKv7XjGXqk> – talks about her film and her marriage

Kirstie Alley May Have Hibernation Gene Activated

Weight management is an issue that strikes at every strata of our society. It assaults the rich, the poor, the famous, the unknown, all ages, sexes, religions, geographic locations and political parties.

Let's face it, your size and shape is individual and no one can go on a diet for you. Surgery is sometimes an option but that too has its risks.

Sound health Research has been studying weight management* for many years through the protocols of vocal analysis. It has been an arduous journey because weigh issues are incredible individual. From neurotransmitters to hormones, to genetics to metabolism, to life style; no one answer fits all but there is a way to identify what a person's weight issues may be.

One of the corollaries that Sound Health has established is that people with similar health issues or traumas have similar, if not identical, vocal anomalies; meaning that several people with the same malady are likely to have the same incoherent frequencies in their vocal print. Much like an instrument in an orchestra that needs to be in tune, the voice has incoherent frequencies that a computer can be taught to recognize and interpret.



One of the first cases we studied was Kirstie Alley primarily because of her very public weight management issues. Early on we did an evaluation of her nutrient/weight issues and have just recently evaluated her again for genetic and biochemical concerns. Printed here are two evaluations— one from several years and most recently dealing with our most current project of dealing with lipoedema.

Lipoedema is a devastating disease that is also known as painful fat disease. A body shape of proportionally larger hips and thighs are biomarkers for this disease that is usually attributed to one of over-eating and an inability to manage one's weight. Nothing could be further from the truth.

“Lipoedema is considered to be a painful fat disorder, not one of overeating”, states Beau Dunn, a Ford model, who suffers from Lipoedema. Reference: <http://www.curelipoedema.org>

Many who suffer from lipoedema suffer in silence because they have either given up losing weight or finding a cure or they don't realize that the painful fat nodules on their inner thighs are an indication of a potentially life-threatening condition.

Kirstie Alley 2017 evaluation concluded:

BioAcoustically speaking she has a lack of digestive enzymes that has led to the turning-on of a hibernation gene. See Fat Switch by Richard J. Johnson, MD. It is likely that Kirstie will never be able to maintain lasting weight loss until this gene can be restricted.

Other issues that seem to have manifested include blood sugar instability, potential for a life threatening stroke because of clotting issues. Dopamine, Serotonin (both weight management neurotransmitters) plus glutamate transporters, lipoproteins, norepinephrine (energy related) and nitric oxide show stress. Kirstie has Adiponectin activated which is a positive step toward weight management and anti-lipoedema.

Brought to you as a public service by Sound Health Institute of Vocal Profiling because we thought you had a right to know.

To receive a personalized Lipoedema computer evaluation go to:

<https://soundhealthportal.com/lipoedema>

*All issues expressed in terms of Frequency Equivalents™ using the proprietary software nanoVoice which is available to the public at <http://www.soundhealthoptions.com/nanovoicetm>



Is Bill O'Reilly Guilty? *

April 25, 2017

<https://www.billoreilly.com/b/OReillys-Back:-Trumps-Poll-Numbers-Ann-Coulter-s-Safety-and-More/-166796929236084280.html> – starts at :50 – talking about not being on TV anymore because of alleged sexual harassment toward women

Overall Perspective using vocal analyzes from the link above: multi tasker – looks at things from all sides although this topic is very emotional for him.

His words of self-defense are fantasy: a score of 114 in a fantasy layer; normal is a score of 44

Mixed ego - ego is the most divided/scattered of all of his messages: emotional first, then looking to future, then intellectual, then accomplish – indicates that he wants to protect his ego from public scrutiny but is vulnerable at the moment and want to protect ego more than anything. Justice is not being considered; doesn't seem to take a front seat to what is happening.

Self-approval is low and emotional. O'Reilly desires to use information to come out on top of this to a conclusion that will support him but it is only from a perspective that he knows is not true. He fantasizes and is about 85% sure that he will be proven correct; although he lacks foundation for what he is feeling or saying. He thinks he can keep the truth from coming out because of his reputation as a no spin guy.

Most of his energy is focused in fantasy at the moment which leads me to speculate that he somehow does not believe, on the surface, that he deserves what is happening but knows that he has no concrete way to refute what is being said. He has some God-Like notions about his own information, words and how they are going to be used. He believes his own publicity that what he is doing is for the public good.

The need to manage is strong; spirituality is totally missing. This indicates that reality and spirit does not match. He knows something is amiss but he is not about to allow that to be brought to light. He feels that a lot of people owe him and that will work in his favor in this situation.

On a narcissist level, logically he believes that information will support him but knows if someone finds out the truth, he will not be exonerated. Ego is involved at every level of this topic. He lacks empathetic understanding of the situation. Justice is not reality but fantasy for him.

He perceives his own words as very powerful although they are in an octave that shows self-deception. He, also, perceives that his offerings to the world have helped humanity considerably. This notion is strongest in fantasy layer, next strongest in naïve, then giving octave, then take charge octave and finally nothing in foundational beliefs, so this is a false belief and on some level he knows it.

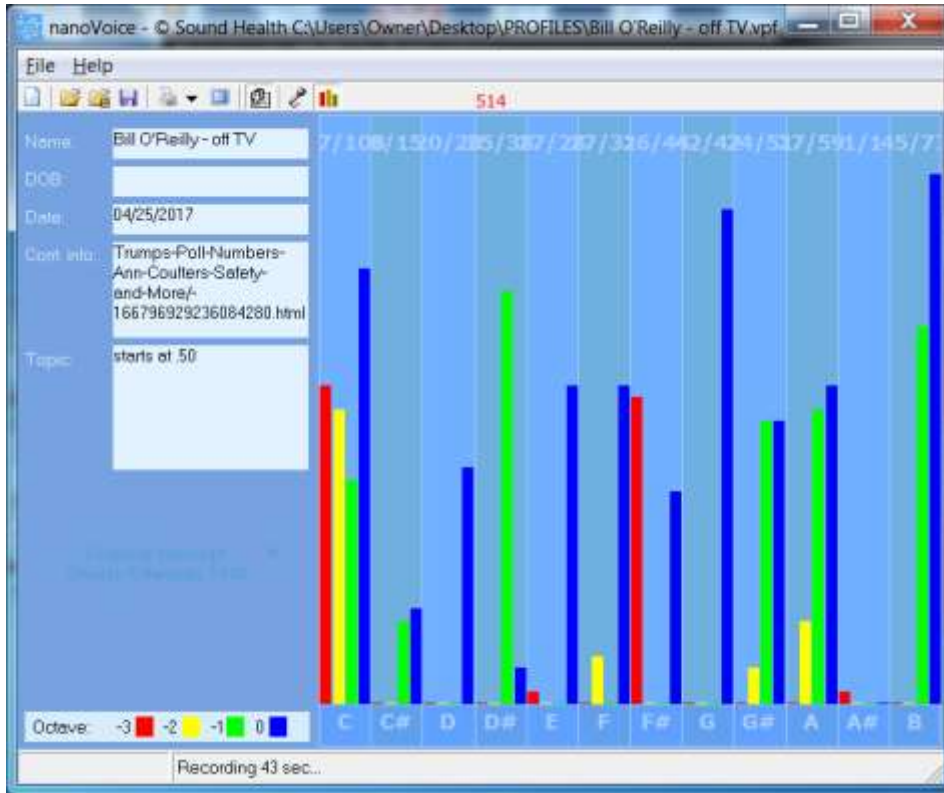
His left brain lives in fantasy; his right brain perceives that he is doing right by the people.

He has fantasized that he will manage this situation to put himself in a positive light. There is no reality foundation for this idea. He believes himself above the judgments of those who are close to him; personally and professionally. The balance of perception and action is off. The more he believes this the more lower back pain he will experience.

Brought to you as a public service by Sound Health Institute of Vocal Profiling because we thought you had a right to know.

Check out www.soundhealthportal.com

*all issues expressed in terms of Frequency Equivalents using the proprietary software nanoVoice. Available to the public at nanoVoice.org



Multi tasker – thinks on many levels/layers at once

Bottom layers missing – lack foundation except where ego is concerned – A# and E are not matched – words are not sincere

nanoVoice - © Sound Health C:\Users\Owner\Desktop\PROFILES\Bill O'Reilly - off TV.vpf

File Help

514

Name: Bill O'Reilly - off TV

DOB:

Date: 04/25/2017

Cont. info: Trumps-Poll-Numbers-Ann-Coulter-Safety-and-More/-166796929236084280.html

Topic: starts at .50

Graph/Diagram Toggle

2	26	16	65	55	114	15						
1	30	6	40	30	24	6	22	3	62	25	66	
0	37	8	20	3	27	27	18	42	24	27	45	
-1	19	7		35					24	25	32	
-2	25					4			3	7		
-3	27				1		26				1	
	C	C#	D	D#	E	F	F#	G	G#	A	A#	B

Octave: -3 -2 -1 0

Recording 43 sec...

Original concept
Sherry Edwards 1992

Bill O'Reilly - off TV

Recording Date: 04/25/2017

Subject/Topic: not being on TV anymore

Points of Importance, Attention and Consequence

You have high ideals and expect the same of others. Your stamina to get things accomplished is admirable. Others see you as having leadership potential but they may resent you for the same reason.

Your highest note is associated with service to humanity and human spirit. Your feelings and desire to help others resides with this note. Your highest note is associated with the expression of what you consider to be your physical domain. Having dominion over your physical environment resides with this note. Your highest note is associated with the expression of self-power. The issues of circulation and stamina reside with this note.

When in doubt, have the courage to go to the source and ask for clarification. You don't always express your sense of confusion to the appropriate person. You can sometimes do too much for others in the hopes of helping them change.

Points of Communication, Complications and Complaints

You have the ability to use words very creatively. You have the ability to inspire people using stories and demonstrations. You work well with others and are often put in a leadership position. You sometimes help others to the detriment of yourself. Your emotions run strong and can influence your health.

You do what you do for the benefit of all concerned, even if it stresses you personally. It is hard for you to understand why people take your peaceful nature as being an easy target. You can find what you need, so organization isn't really necessary.



CHER – a singing icon with an incredibly energizing voice coming from a body that has stayed fabulously fit and trim throughout her performance years may be experiencing a rare auto immune muscle wasting disease associated with a severely stressed liver.

BioAcoustic cannot confirm liver damage directly but can substantiate concurrent issues with others who have problems dealing with the use of fats and nutrients required for myelin sheathing of the nerves; which is a liver function.

Deterioration of nerve sheathing caused by an inability of the liver to metabolize methionine and glycine would have a deleteriously effect on muscles and nerves causing symptoms of spasticity (muscle contracture) and dystonia (muscle spasms).

Vocal frequency analysis suggests that the many years of struggle with liver related issues (Epstein Barr virus) has taken its toll on Cher's ability to adequately support optimal liver function.

Recent vocal biomarkers showed that additional genetic issues concerning the use of an amino acid (Methionine), which is essential to the liver's detox functions, is also present. Liver function seems to be impaired. Left untreated, long term, this could transmute into Encephalomyelitis.

Vocal prints show that this inborn genetic fault of methionine could likely lead to a rare autoimmune disease, Stiff Person's Syndrome. An in-depth evaluation of Cher's vocal charts showed activation of several variants of the GRLA Gene, (acts as a Glycine Receptor) which is responsible for activating the Stiff Person symptoms: lack of muscle regeneration, control and stiffness.

Cher's Spasticity/dystonia score, indicating muscle dysfunction, was nearly three times higher for Cher, than for persons without symptoms of spasticity/dystonia. A computerized BioAcoustic Comparative template developed by the Institute of BioAcoustic Biology & Sound Health, was used for this analysis with all issues expressed as Frequency Equivalent*.

There are many variants of the GRLA Genes and Proteins. Three GRLA indicators are present in Cher's voice. Amphiphysin, a protein responsible, via GABA, for causing stiffness and muscle spasms was evident. Amphiphysin effects further blockage of brain neurons and spinal cord synapses which is essential for the transport of several substances required by the muscles and nerves to adequately communicate.

In addition, Cher's liver metabolism issues are showing as long-term indicators signifying that the liver is not producing adequate amounts of ATP and AMP (both energy boosters for the body) because of inadequate liver metabolism.

Stem Cell Therapy is one therapy for Stiff Person's Syndrome and that too shows in Cher's vocal chart.

Exacerbating the situation if the presence of a Tetanus Genome which can cause deterioration of the GRLA genes and receptors: plus a sensitivity to GAD 65 issues which, in her case is related to a sensitivity to rye.

If no cure can be found to supplement the use of methionine, serine, glycine, glutamic acid, cysteine, carnitine, choline, inositol (complete list available upon request), the liver and its functions will continue to deteriorate. Nerve and muscle degeneration, blood sugar imbalances and iron metabolism will continue to suffer.

Visit www.soundhealthportal.com today!

*Frequency Equivalent™ = a numeric representation of a person, place or thing.

Reference: <https://rarediseases.org/rare-diseases/stiff-person-syndrome>

Brought to you as a public service by the Sound Health Research Institute

The Importance of Trump’s Health

With the monumental task of running the nation facing him, Trump’s health is an important issue.

As background for the reader we used the software developed for the public that is available online for those who want to do these kinds of Vocal analyses for themselves. The protocols of Human BioAcoustics and Vocal Profiling were developed by Sharry Edwards, MEd. The Duke Encyclopedia of New Medicine and the Definitive Guide to Alternative Medicine both credit Edwards as being the pioneer of this very novel research that has proven that people with similar issues (diseases, toxins, traumas, syndromes, etc.) have similar if not identical vocal anomalies.

Over the last 30 years, Edwards has been amassing a database of persons who have substantiated diagnoses. Using this as a foundation, a vocal print can be compared against others who have the same maladies; physically, emotionally or mentally.

When compared to others, a score of 20 or more begins to become significant unless the database is very specific. That is the case here as Statins drugs has a score of 3 which may be indicating that a Statin drug Frequency Equivalent™ may be present in the vocal print; even if not over 20 this could be considered significant. Three frequencies found in his chart may indicate that he is on Statins or has been on Statins in the past.

REMEMBER: One frequency can represent many items. It is common in the nomenclature of BioAcoustics to say, “BioAcoustically Speaking almost everything is something else” when considering the realm of Frequency Equivalents. A numeric representation of anything is referred to as a Frequency Equivalent and is more complex than can be explained here.

Below are Trump’s most significant BioAcoustic Evaluations:

A score above 20 is significant. Disturbing Liver evaluates the Liver Functions as an organ.							
Liver Factors BioAcoustically examines the interaction of all of the systems that interface with the Liver.							
	Cholesterol	Circulation	Inflammation	Liver Factors	Disturbing Liver	Statins	
	17	25	14	95	26	3	

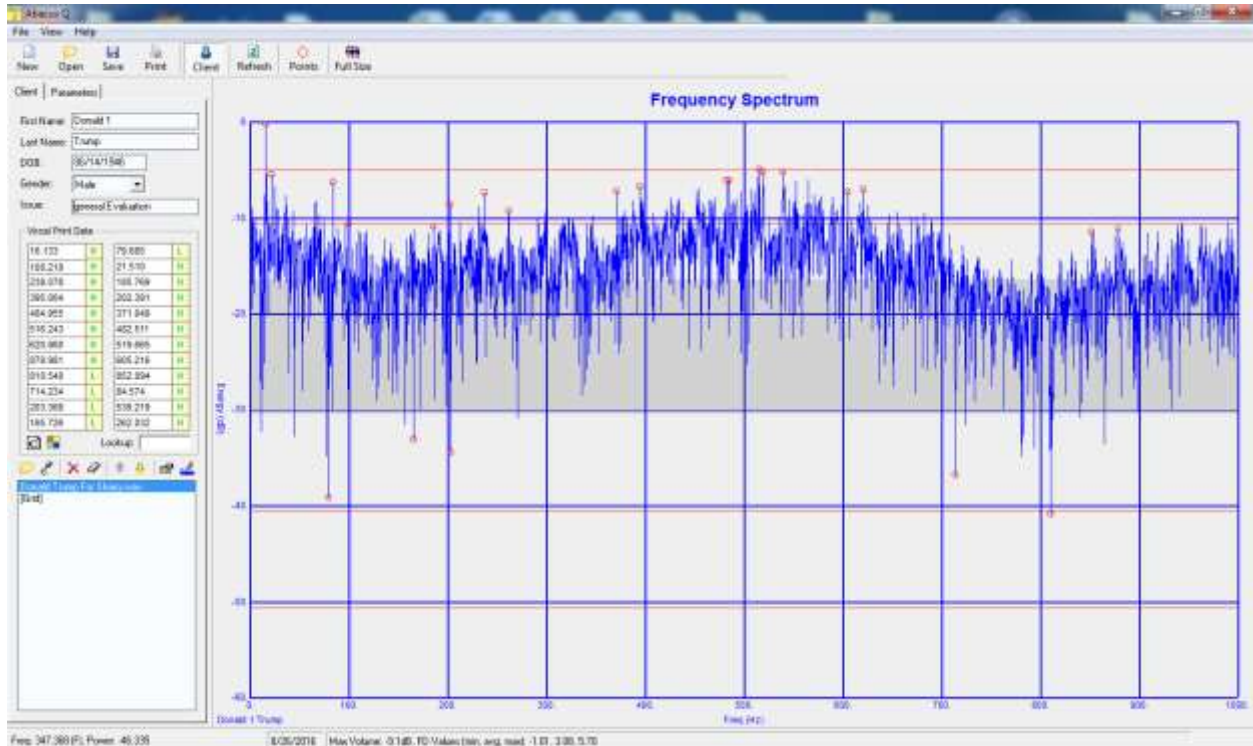
This BioAcoustic comparison indicates that Liver Factors, with a score of 95, as compared to others with known liver issues, is significantly stressed with Circulation and Liver Function coming in a distant second and third. This indicates that the stress is not from emotional issues but from biochemical metabolism.

It is interesting to note that gout – a form of arthritis that is known for creating pain the big toe joints – shows up, but indications are that this issue is under control.

Significant to Trump’s high liver scores, the cholesterol related Mevalonate pathway shows to be stressed as a Protein and Gene. BioAcoustically there is a tendency to not metabolize cholesterol efficiently.

There are indicators of high blood pressure dealing with arginine vasopressin, insulin resistance and stress dealing with Coenzyme A (an energy cycle biochemical).

Vitamin C frequencies are low; along with pyruvate, phosphatidylcholine, threonine, and Vitamin B12 indicators being high and unbalanced. B12 is a water soluble vitamin and should be eliminated by the body easily. This could indicate B12 shots or the inability to use B12 efficiently.



Glucose storage stress is indicated which would be part of fatty liver stress. His highest score for any single frequency is for the note of B which indicates circulation issues at a capillary level, the presence of inflammatory proteins and a lack of liver clarity.

Human BioAcoustic evaluation does not diagnose disease but rather provides information about how frequencies found in the vocal sample relate to each other and to frequencies found in others' vocal samples with known anomalies.

*All issues are reported in terms of Frequency Equivalents™

© 2016 – Institute of BioAcoustic Biology & Sound Health

www.SoundHealthOptions.com

740-698-9119

Visit www.soundhealthportal.com

Brought to you as a public service by the Sound Health Research Institute

Article from the internet:

Trump's Medical Report Is More Insane Than His Campaign Somehow

Donald Trump's doctor released a medical report so silly that when we asked the American Medical Association about its language, their spokesman started to laugh.

RUSSELL SAUNDERS

BETSY WOODRUFF
12.14.15 6:00 PM ET

Donald Trump's doctor appears to be just as bombastic as he is.

It's the only conclusion to be drawn from a [hilariously bizarre letter](#) that the mogul's doctor—Harold Bornstein—wrote about his yuuuugely terrific health. And the letter raises as many questions as it answers.

Bornstein, a Manhattan gastroenterologist who shared a medical practice with his father, writes he has been Trump's doctor since 1980. His father, Jacob Bornstein, died in 2010 at the age of 93. But that didn't stop Trump from Twitter-thanking Bornstein the elder for writing up his letter.

“I am proud to share this health report, written by the highly-respected Dr. Jacob Bornstein of Lenox Hill Hospital,” the mogul tweeted, linking to the letter.

Trump later deleted the tweet, probably because Jacob Bornstein is dead. Harold Bornstein, however, is very much alive and says Donald Trump is the picture of health. In the letter, he describes his health over the past few decades using language that veers from standard to bizarre.

For example, he describes Trump’s recent physical exam as “show[ing] only positive results.”

While it’s clear, he means to say everything was normal, the word “positive” is an odd use of the term in medicine. Rather, it typically means that some result or finding was present—and those findings aren’t always great news (think testing positive for a disease). The wording is clearly chosen more for rhetorical effect than clear medical communication—and that choice left some experts scratching their heads.

“It’s very odd for a doctor to say, ‘He’s had a complete medical examination that showed only positive results,’” said Jonathan Moreno, a professor of medical ethics at the University of Pennsylvania. “Normally a positive result in the language of medicine is not a good thing. Nonetheless, I will not accuse Dr. Bornstein of not writing his own letter.”

Bornstein also describes Trump’s “laboratory test results” as “astonishingly excellent” (without noting which tests were run). That is a weird thing to say, as not many doctors would describe themselves as “astonished” at their patient’s lab results.

Like Trump, Bornstein seems allergic to detail. And there’s one conspicuous absence in the letter, according to Moreno: It has no mention of whether the mogul has ever had a colonoscopy. Bornstein is a gastroenterologist—not a general practitioner—so if Trump has had a colonoscopy, Bornstein probably did it. And at 69, Trump is of age to get the routine (if unpleasant) test.

“I think that’s a very reasonable question at this point for a journalist to ask: Has he had a colonoscopy?” said Moreno.

If the mogul has had one, Moreno added, voters may be curious as to whether the exam found any colon polyps and, if so, if any had to be removed. A Trump

spokesperson did not respond to a request for comment on whether the real estate magnate has had a colonoscopy or had any colon polyps removed. The letter uses standard language to report that Trump is cancer-free and hasn't had any significant surgeries. An interesting omission, however, in a letter that goes out of its way to praise Trump's "extraordinary" strength and stamina is the status of those bone spurs that were so bad they kept him out of serving in Vietnam. Maybe they got better all on their own, as the report makes clear he's never had any orthopedic surgeries. And then it goes completely off the rails.

"If elected," Bornstein writes, "Mr. Trump, I can state unequivocally, will be the healthiest individual ever elected to the presidency."

This is, of course, hooey. It's embarrassing that a doctor even wrote it—unless, of course, Bornstein time-traveled to the 19th century to check on Millard Fillmore and William Henry Harrison. Reached for comment regarding this, a spokesperson at the American Medical Association just giggled. They weren't the only ones who found the comment perplexing.

"I don't want to question Dr. Bornstein," said Jeffrey Singer, a practicing general surgeon and adjunct scholar at the libertarian Cato Institute. "But doctors don't usually say that kind of thing."

"I could understand Donald Trump saying that, because that's the kind of thing he says—just like he's the smartest guy and the richest guy and all that," Singer continued. "But doctors don't usually make those kind of superlative comments." Unless, of course, you're Donald Trump's doctor.

Kim Kardashian May Have an Incurable, Debilitating Disease

Brought to you as a public service by the Sound Health Research Institute

In the beginning stages of the life threatening disease known as Lipoedema*, the body stills looks aesthetically pleasing but disproportionate.

Comparative photos of **Kim Kardashian's** hips/thighs with that of a lipoedema sufferer's physique posted on a lipoedema website look similar in shape. Both have small waists and upper torso while exhibiting bulging hips and thighs.



Kim Kardashian

Because of these similarities and **Kardashian's** "pear shape" that is a lipoedema biomarker, **Kardashian** was included in the small study which attempted to identify the biochemical similarities of people diagnosed with lipoedema through comparative Vocal analysis.

Using vocal frequencies to identify potential and present health issues is an emerging science now used by MIT although the Duke Encyclopedia of New Medicine credits the foundational protocols to a small, innovative Ohio biotech company, The Institute of BioAcoustic Biology & Sound Health.

At the onset of Lipoedema the symptoms are often attributed to incremental fat accumulation and weight gain but the symptoms are actuality the beginning of a life threatening, debilitating, and emotionally traumatic disease. Such may be the case with **Kim Kardashian** who seems to revel in having a ginormous rump synonymous with a Lipoedema diagnosis.

Serious symptoms of Lipoedema begin to show by age 30 (Kardashian is 36 this year) for the majority of adult women who have been diagnosed already. It is likely that women have simply not sought medical help for this condition because in most cases they are told they are just too fat, are put on a diet, and/or are simply tolerated as overweight miscreants.

Lipoedema is also known as "painful fat disease" and is easy to detect once a person becomes aware that painful fat nodules on the inner thighs (that can be found upon gentle palpation) is often the first symptom. To date, surgery to remove the unwanted fat tissue is about the only cure because the underlying origins of the disease are still illusive.

Lipoedema has been known to the medical community since the 1940's when the Mayo Clinic first attempted to described its unknown etiology biochemically and genetically, yet it remains incurable.

The Institute of BioAcoustic Biology & Sound Health in an attempt to discover the potential cause and cure for Lipoedema. The Institute is known for its work that supports the premise that people with similar disease, stresses, personalities, genetic syndromes, toxins, traumas...have similar, if not identical, vocal anomalies.

A vocal anomaly is akin to an out-of-tune instrument of an orchestra that is in need of fine-tuning. A computerized Vocal Profile of a person who has been identified as having discordant vocal biomarkers can be provided individualized Management Reports that can be used by their wellness provider to help identify the distinct issues a person may be experiencing. Inconsistencies in a speaking voice are not generally noticed by a listener but a computer can easily quantify vocal irregularities without much hesitation.

During its decades of data collection, the Sound Health Research arm of the Institute has vigorously investigated and helped the body amend many supposedly incurable health concerns such as pain from simple issues like gout, muscle trauma, shingles and fibromyalgia to stroke trauma, Parkinson's and Lewy Protein Disease symptoms. Macular Degeneration and many others "incurable" homogenous groups have been studied in an attempt to identify, through vocal data collection and analysis, the root causes and potential cure for diseases for which conventional modalities seem to have few satisfying answers.

John Apsley, MD, DC describes the Institute's work as "breath-taking" and certainly "the medicine of the future when it comes to quantifying health issues that are, as yet, unexplored".

One of the most concerning topics that Sound Health Institute has studied, under the direction of Sharry Edwards, MEd., has included weight management from several viewpoints including neurotransmitters and the awakening of the hibernation gene in humans. Lipoedema was included as an urgent project for discussion because of the growing awareness and the rising toll that painful, uncontrollable fat deposits are having on women's physical and emotional health.

During the initial study of Lipoedema, hundreds of issues were identified but five biochemical issues were identified in ALL of the vocal samples evaluated; including the vocal prints of **Kim Kardashian**.

The similar, multi-faceted, biomarkers for issues associated with Adiponectin's associated Genes, Proteins, Receptors and Activators were obvious. A variety of Vesicular transporters; Guanine (a part of our DNA); Nitric Oxide metabolism; and many forms of tryptamine were common for every test subject. BioAcoustically Speaking, **Kardashian's Adiponectin Gene and Protein Receptors showed to be in actuated and in stress.**

Adiponectin is a hormone/protein secreted by fat/adipose tissues that can be used to measure lipid and adipose tissue dysfunction. It is controlled by the ADIPOQ gene. All participants in the study exhibited issues with the production and metabolism of Adiponectin. Adiponectin levels have been measured to be lower among obese persons than adiponectin levels for those of "normal" weight.

Additional biomarkers for Kardashian's BioAcoustic evaluation indicates that she may be entering into the second stage of the incurable disease of Lipoedema. Several subjects had uric acid indicators that

showed that a human hibernation gene had been awakened; possibly by inadequate enzyme metabolism.

Hyaluronic acid is often cited as a part of Lipoedema issues; but only 40% of the vocal of samples in this study contained an issue with Hyaluronic Acid. Of significant importance is Vesicular Monoamine Transporters which act to transport dopamine, serotonin, norepinephrine, epinephrine and histamine; some of the most important neurotransmitters that help manage weight. Human Pancreatic lipase activators, Carnitine, copper and uric acid indicators were also found to be significant but not found in all subjects. More data from additional Lipoedema sufferers would provide a more complete picture and this early information is still being analyzed.

A secondary study revealed that many woman including Oprah, Beyonce, Rebel Wilson, Rosie O'Donnell and Kirstie Alley may have issues with Lipoedema; which is rarely experienced by males.

Many who suffer from lipoedema suffer in silence because they have either given up losing weight or finding a cure or they don't realize that the painful fat nodules on their inner thighs are one indication of a potentially life-threatening condition. "Lipoedema is considered to be a painful fat disorder, not one of overeating", states Beau Dunn, a Ford model, who suffers from Lipoedema.

Reference: <http://www.curelipoedema.org/>

Sound Health hopes to add more vocal samples to the study to expand these preliminary findings. An online WorkStation is being created that will allow persons who think they may have the symptoms of Lipoedema to test themselves: SoundHealthPortal.com. Hopefully additional information from a wider range of subjects will help the research further identify a comprehensive understanding of the cause and cure for Lipoedema.

The internet is replete with claims that **Kim Kardashian** has had fat from her stomach injected into her buttock plus has had hip implant surgery. No one knows for sure but **Kardashian** did complain during an online interview with her sister, Kortney, that she would like the size of her thighs reduced.

<https://www.youtube.com/watch?v=bhRsw2fXZE> – minute 3:15. If surgery is an often sought solution toward the perfect body shape, it seems that, unlike other sufferers, Kardashian could easily afford to control physical lipoedema symptoms.

"The rising incidence of the unequal distribution of adipose (fat) tissue that accumulates mostly in the hips and thighs; leaving most of the body unaffected until the later phases of the disease" is incredibly concerning to the supporters of a lipoedema cure. To receive a personalized Lipoedema computer evaluation go to: <https://soundhealthportal.com/lipoedema>

More Information from national organizations: <http://www.curelipoedema.org> and <http://LipoedemaProject.org>

[All issues expressed in terms of BioAcoustic Biology. This information is provided as a public service to bring lipoedema to the notice of an unaware public.](#)

[*In England, the spelling for this disease is Lipodema. In America the spelling is Lipedema. For the purposes of this paper, we combined the two into lipoedema.](#)

Several internet articles report that there are some natural sources of Adiponectin available, but no long-term medical option to treat Adiponectin has been reported. Foods and activities that purport to increase Adiponectin:

Exercise

Rich Coffee

Weight loss

High quality fish olive

Chocolate

Avocado

Pumpkin oil and seeds

Macadamia Nuts

Beets may be helpful because of their nitric oxide constituents

Foods from the fruit and vegetable family

Especially Spinach

Helpful tips from the Internet: Adiponectin helps control Cortisol which leads to excess belly fat. Ghrelin stimulates hunger and is associated with Adiponectin.

Adiponectin can't be taken directly, it is a hormone generated by your fat cells. Statins (anti-cholesterol drugs), thiazolidinedione, angiotensin-converting-converting enzyme inhibitors and angiotensin II receptor blockers are examples of pharmaceutical drugs that have been found to elevate circulating levels of adiponectin. We are working to test the ideas that BioAcoustic frequencies can influence genes and receptors.

SYMPTOMS AND SIGNS OF LIPOEDEMA

Lipoedema includes unequal distribution of adipose (fat) tissue that accumulates mostly in the hips and thighs; leaving most of the body unaffected until the later phases of the disease causes serious issues with circulation, clotting issues, edema, infections, hardening of the skin, Coronary Artery Disease, nonalcoholic fatty liver disease, insulin resistance, Type 2 Diabetes, obesity, Cancer, elevated cholesterol levels and delayed wound and surgery healing. The most obvious early symptom is pain associated with palpation of the fat tissue on the inner thighs.

Photo and reference Support that were found on the internet:



Kim Kardashian



From:

<http://www.dailymail.co.uk/tvshowbiz/article-3748178/Kim-Kardashian-flaunts-booty-clingy-dress-girl-time-beach-Mexico.html>



https://www.google.com/search?q=worlds+biggest+butt&espv=2&tbm=isch&imgil=8l0tsXwzZFvGhM%253A%253BpoOxBdI7j2VL2M%253Bhttp%25253A%25252F%25252Fwww.sowetanlive.co.za%25252Fgoolife%25252F2015%25252F06%25252F05%25252Fwoman-with-world-s-largest-butt-loves-her-shape-and-will-not-diet&source=iu&pf=m&fir=8l0tsXwzZFvGhM%253A%252CpoOxBdI7j2VL2M%252C &usg=__iw65PdY_etC362fiKz2ESgTQzZQ%3D&ved=0ahUKEwi9j9_e_oHTAhVjF8AKHcFxD68QyicILw&ei=xPLeWL2dluOugAbB4734Cg&biw=1038&bih=513#imgdii=vY2pGSNe23DtuM:&imgrc=8l0tsXwzZFvGhM:



Long term effects of Lipoedema

REFERENCES

(Lipodema England spelling)

<http://www.docsoption.com/2014/11/12/adiponectin/> excellent article

<https://www.youtube.com/watch?v=4fH32r1jheM> lipodema symptoms – Dr. Karen Herbst – University of Arizona Medical Center – before and after liposuction part 1

<https://www.youtube.com/watch?v=T7NvrgLLIXY&t=262s> – lipodema diagnosis – darkening of the skin part 2

<https://www.youtube.com/watch?v=T7NvrgLLIXY&t=262s> DIAGNOSING LIPOEDEMA

natural sources of adiponectin = <http://getloss.com/weight-loss/strategies/how-to-increase-adiponectin.html>

<https://www.youtube.com/watch?v=NtzTRkXjSYk> INTERVIEW KIM WITH ELLEN WHEN PREGNANT

<http://www.curelipoedema.org/> beau Dunn – upper size 2 – lower a 6

- **Stage 1:** The skin in the affected area is soft and smooth. Swelling increases during the day, but typically resolves with rest and elevation.

- **Stage 2:** The skin develops indentations and the subcutaneous tissue starts to feel more tough and nodular. Lipomas (fatty lumps between your skin and the underlying muscle layer) may appear. Large fatty deposits begin to form on the upper and lower legs and around the ankles. Eczema and skin infections (erysipelas) may also be present. While swelling increases during the day, as in stage 1, it is less affected by rest and elevation.
- **Stage 3:** There is more hardening of connective tissues and the swelling becomes consistently present and does not resolve with rest and elevation. Large masses of skin and fat cause deformations in the thighs and knees.
- **Stage 4:** Lymphedema occurs. This stage is also called Lipo-Lymphedema. Larger masses of skin and fat overhang and the swelling is consistently present. Fibrosclerosis, possibly elephantiasis. Legs can become stiff and lymph fluid can begin to leak from lymphatic vessels.

<http://lipoedemaliposuctioncenter.com/stages-and-types-of-lipoedema/>

[Resveratrol induces brown-like adipocyte formation in white fat ...](https://www.ncbi.nlm.nih.gov/pubmed/25761413)

<https://www.ncbi.nlm.nih.gov/pubmed/25761413>

by S Wang - 2015 - [Cited by 40](#) - [Related articles](#)

Mar 12, 2015 - Resveratrol induces brown-like adipocyte formation in white fat through activation of AMP-activated protein kinase (*AMPK*) α 1. Wang S (1)



Back Pain Succumbs to Star Trek Medicine

Using sound frequencies to diagnose and eliminate back pain evokes images of Star Trek medicine; a pleasant fantasy but not quite in our realm of belief, until now.

Back pain, suffered by an estimated 65 million Americans, may be calmed by a frequency based device being made available, on a limited basis, by the Institute of BioAcoustic Biology, a pioneering biotech research company. Using sound frequencies to diagnose and eliminate back pain evokes images of Star Trek medicine; a pleasant fantasy but not quite in our realm of belief, until now.

Trials conducted during the last four years utilized a small hand-held frequency generator containing a sequenced set of sounds that supported the ability to significantly decrease, and in a number of cases, completely eliminate pain for research subjects. Varying degrees of back pain were evaluated.

During tone trials, the experimental frequency sequences were delivered via a prototype later dubbed the “Little Back Box” that is now being made available to the public primarily through back pain clinics and health professionals.

“It is hard to believe that the brain can be entrained, in less than ten minutes, to provide signals to muscles in such a way that the body relieves its own pain – not only back pain but other muscles as well are influenced. I’ve experienced the pain relief for myself,” states Barbara McNeil, an Ohio chiropractor. Although these results may not be representative of everyone, they certainly seem to be consistent if the appropriate frequencies can be identified and applied.

It is not just a simple matter of listening to these low-pitched tones which sound somewhat like soft rumbling background noise. The frequency sets, which were specifically designed for the Little Back Box, “sonically massage” the tiny muscles that support the spine through a controlled combination of oscillations, frequencies and patterns. So, novel is the design that the device is patent pending.

Many of the study participants were confounded, yet pleased, by the fact that merely listening to a sound could provide pain relief that felt so natural that many of them did not attribute the relief to the Little Back Box. Pain measurements included trauma as well as reported discomfort from everyday muscle stress.

Low back pain is the fifth-leading cause of doctor visits. Back injuries are the leading cause of work-related disability. Even though back pain is rarely life-threatening, the annual cost in terms of lost productivity, medical expenses and workers' compensation benefits account for \$26 billion a year, which translates to 2.5% of the total health care bill in America. The Little Back Box is not designed for relief of pain from serious back trauma or surgery but professionals report that their clients don't care how the Little Back Box works, they only care that pain relief has been provided.

The idea that frequency oscillation can be used to mechanically block pain signals is evidenced by devices such as the TENS unit which must be attached to the body. Frequency is also used via compression bursts to assist in shattering kidney stones and heel spurs. Both of the latter techniques are cumbersome, time consuming and cost thousands of dollars. What is different about The Little Back Box is the fact that the frequencies are delivered ambiently (through the air) via a speaker as a form of entrainment to engage the brain in creating the signals required for the pain relief. Headphones can be used but subjects reported pain relief to be five times more effective and faster if the frequencies were provided through a speaker. The Little Back Box, costing less than \$200 for practitioners, and can be used with either headphones or an amplified subwoofer.

James Gimzewski, a UCLA nanophysicist, has discovered that each human cell emits a frequency that can be accurately measured. It is his belief that if the sounds of the body can be decoded into known frequency patterns, those patterns may be the key to optimal health and the elimination of disease. Gimzewski was surprised to learn that the original research in this genre has been ongoing for nearly 20 years by Sound Health, a southern Ohio independent biotech facility that employs fundamental mathematical concepts, uniquely expressed to distinguish novel biometric frequency associations of the body. The facility is dedicated to the study of low frequency sound and vocal profiling as an opportunity to develop individualized “Designer Frequencies” for everything from conception to anti-aging to disease detection.

This type of intervention would fall under the auspices of complementary or functional medicine. The Journal of Manipulative Physiology Therapy reported in February, 1999 that experts favor alternative modalities of treatment for uncomplicated acute and chronic back pain.

The Yale Medical Group specializing in back pain estimates that 70-85% of all people have had back pain at some time in their lifetime. Often experts do not agree concerning the exact cause and diagnosis of back pain. Dr. James Weinstein, head of orthopedics at Dartmouth Medical School and Dr. Richard Deyo, professor of medicine at the University of Washington state that 85% of patients with lower back pain often cannot be given a precise diagnosis. Non-specific terms such as strain, sprain or degenerative processes are commonly used to describe back pain.

Providing frequencies ambiently is non-invasive and relatively inexpensive. On-going research has been designed to evaluate the potential to use frequency, through vocal analysis, to predict and evaluate disease states. “As the study longitudinally unfolds, the implications of biofrequency markers continue to expand into unpredicted venues. We were astonished when degenerated discs seemed to restructure themselves after a patient started using the tones,” declared Liz Lonergan, RN and founder of the Body and Soul Health Clinic in Chicago.

The Little Back Box is a first step in making available many such devices and techniques which use frequency to monitor health and wellness. Pharmaceutical companies are beginning to realize that frequency holds an amazing potential to complement current medical protocols. Pfizer Pharmaceutical recently reported using similar techniques to those historically used by Sound Health, to predict Parkinson’s disease.

Research plans include the development of other tone delivery devices which would have the

ability to eliminate snoring, muscle cramps, fab abs, heart arrhythmia, allergic reactions, skin wrinkles and collagen formation; and those that can increase stamina, immune response, muscle strength and sexual response. The ability to predict and manage disease states through the use of mathematical modeling may be moving us quickly toward a medical paradigm that we can presently only imagine.

Additional information about The Little Back Box is available from info@soundhealthoptions.com.

SharryEdwards@gmail.com

740-698-9119

Stroke symptoms improved using BioAcoustic Technology.

Athens, Ohio 45710
October 11, 2011

To the Ohio Rehabilitation Services Commission:

On November 9, 2009 my husband, Hector Flores, suffered a stroke. Immediately we could see that there was damage on the right side of his body. His leg dragged, his arm was limp, he could not form a fist, the right side of his mouth was drawn downward and he could barely speak.

Within two weeks Hector began intense physical and speech therapies. Sara Taylor, MA, CCC-SLP, speech therapist at Ohio University Hearing, Speech and Language Clinic worked with him for fifteen months. He made good progress with her, but only regained about 60% of pre-stroke speaking abilities.

Sudha Agrawal, MPT, at Athens Physical Therapy directed his physical rehabilitation for seven months. For two months during that time, he worked with an occupational therapist at Kimes Rehabilitation and Nursing Center to focus on his fine motor skills. His body responded well to the therapies and he regained about 80% physically. Emotionally, Hector was depressed that although he was better physically, he still could not carry on a conversation. He was only able to speak in five and six word sentences and often could not find the correct words to convey real meaning. He started counseling with a psychologist to sort out the issues as a result of the stroke.

By June 2011, Hector was nineteen months from the stroke. His cardiologist, Gary Cordingly, MD, had told us that at twenty-four months the average stroke victim has maxed out his physical recovery. Aware that the two-year date was approaching, I sent letters to his cardiologist, his family physician, and his psychiatrist asking for suggestions as to anything more that we could be doing. Anyone who knew us, knew that we were grasping at straws.



In August, an acquaintance of Hector's told him about Sound Health. We checked it out online, called the agency with a few questions, and made an appointment for September 22. On September 1, we had an appointment with our RSC counselor and told her what we knew about Sharry Edwards, Med. Ms. Jadwisienczak was curious and asked for feedback and said that perhaps RSC would pay for the therapy.

Hector's appointment quickly moved to a vocal profiling sound assessment using a microphone attached to a computer with specifically designed software. Sharry asked him to recite the alphabet. He did so, haltingly, missing two letters. The bioacoustical feedback allowed Sharry to produce low-frequency sounds that she played back to Hector via headphones. As Hector listened to the tones, she asked him to recite the alphabet again. He recited it again, more conversationally, missing one letter. She asked him to repeat it yet a third time. This time he recited it with confidence, missing one letter, but stopped to correct himself before continuing. Hector and I were giddy with the results.

We did talk with Ms. Jadwisienczak to tell her about Hector's continued speech recovery. She received permission to reimburse our office appointments via RSC.

It is thirteen months since then. Hector has his own sound box specific to his needs. He has an amplifier so that he can listen to the tones several hours a day while watching TV, visiting or reading. His tones have changed and his progress continues. His speech is 80-85% recovered. He is able to converse with people and talk on the telephone. Although the stroke damaged many brain cells, the sound therapy continues to stimulate his cells to find alternative paths to allow his speech to improve.

We firmly believe that other RSC clients could benefit from sound therapy.



Hector Flores, Connie Flores

To All BVR Counselors and Clients

Sound Health in Albany is experimentally offering rehabilitation opportunities to BVR clients who are interested in STROKE and MUSCLE rehabilitation.

If you are interested in what we have to offer as evidenced by the Profiles included here, please contact us as 740-698-9119 or visit our web site at: SoundHealthOptions.com.

Video of doctors who work with us is available at: SoundHealthOptions.com/secretstash.html

MIRACLES OF NON-MEDICINE



"In May, 2005, I had an EMG that showed that the nerves to my quadriceps had completely regenerated. The nerves of the tibialis anterior (front muscle of the leg below the knee) had completely regenerated and the nerves of the muscles in my calf were regenerating at a rate of 3:1. This is something that we don't expect yet mine are healing."

"Physicians rarely think of themselves as patients. Unfortunately it was necessary for me to become a patient in 2001. As an emergency physician, I had enjoyed good health all of my life except for the usual minor cold and flu bugs that we all get. Thanks to Sound Health of Albany, I'm back to work"

You may be a candidate for Sound Health Services – 740-698-9119

AT&T has announced that bioacoustics is the medicine of the future.¹

The Duke Encyclopedia of Alternative Medicine names Sharry Edwards, - Albany, Ohio, as the pioneer of this innovative new technology.

Pfizer Pharmaceutical has done projects using this technique to predict Parkinson's Disease.

The Army has used the tenets of Vocal Profiling to determine common verbal factors for Traumatic Brain Injury

Return from stroke

Accident trauma

Gout

Emphysema

Pain

BVR paid – ask your counselor

Math as Medicine: Using frequency domain biomarkers to predict, enhance and promote optimal health

Sharry Edwards, MEd., Ohio University

Institute of BioAcoustic Biology & Sound Health, Albany, Ohio, USA,
SoundHealthOptions.com

In order to provide predictability and safety, the concepts of math and medicine often act conjointly to quantify, define and model medical practice. Studies conducted by the non-profit Institute of BioAcoustic Biology, located in Albany, Ohio, USA, has consistently demonstrated that math can be much more than a measurement tool; math, as frequency, can be the solution to therapeutic predictability and resolution.

Just as there are Pathways of compounds called Chemistry; there are Mathways of subtractive frequencies, called Sonistry that can be used to create a numeric biomarker matrix capable, individually and collectively, of being predictive, diagnostic and prescriptive.

To date there is no universally accepted modality that has the potential to assist in our survival of biological, radioactive and pandemic threats; reverse stroke and muscle trauma or support space travel as frequency based solutions show the ability to overcome bone-loss and muscle atrophy. In many instances, by the time the cause has been identified, it is often too late to provide remediation. Frequency based medicine has the ability to provide a prompt and corrective direction in person or via the internet.

A project in conjunction with the US Army was undertaken to test the utilization of this emerging technology to explore the potential of using frequency based biomarkers to identify and quantify Traumatic Brain Injury (TBI) and the associated Post Traumatic Stress Disorder (PTSD).

The implication of the study was the development of a quantitative, mobile, non-invasive model that could identify the damage caused by close proximity acoustic blast injuries and, ultimately, the restitution of normal brain function and emotional stability. The work being pioneered by the Institute employs numeric biomarker patterns to assess, evaluate and produce outcomes that support optimal biological form and function.

This novel protocol utilizes the premise that the body can identify and prescribe for itself using the algorithms of vocalized frequencies to accurately quantify, organize, and extrapolate biometric information and will be the subject of this presentation.

Our brain communicates using the language of math expressed as frequency. As these signals reach the brain, the biofrequencies are sorted, routed and assigned an interpretation and responsibility. Our brain and our biology are hardwired to respond to these basic principles of math.

Strange, yet profound, BioAcoustic Biology may be able to explain how a physician might instruct a heart patient to “listen to a specific frequency combination [known for its ability to stabilize heart rhythm] and call me in the morning”.

BioAcoustic Biology is an area of scientific endeavor that is in the process of becoming scientifically established. Visionary leaders will see this novel idea as a prophecy for a new medicine which can provide conclusions based on measurable outcomes and observation. This emerging paradigm will become part of future medicine as the consistent and efficacious outcomes continue to accrue. This protocol remains in a research mode as of the date of this writing.

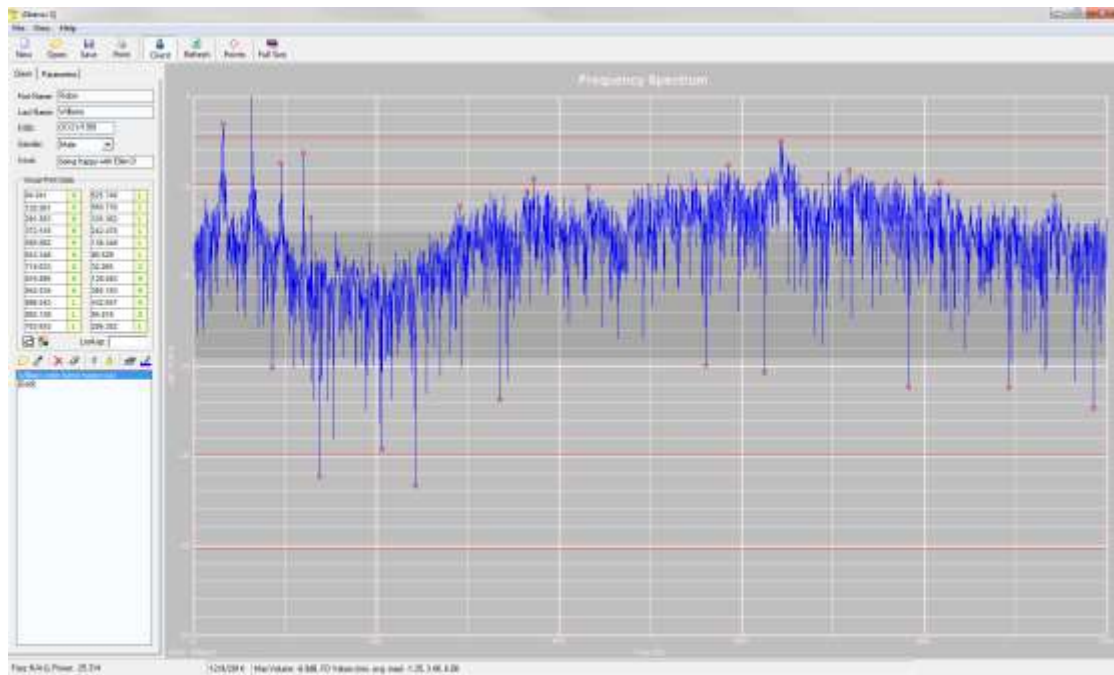
Robin William's suicide provides information that will have consequences for millions who experience Lewy Proteins

UPDATE: December, 2014

Robin Williams' autopsy revealed the presence of Lewy proteins which are usually confirmed after death. The information below verifies that Vocal frequencies can be used to determine the presence of such unwanted proteins using a vocal sample. This ability to predict menacing proteins in the brain before death, may, at a minimum, provide the opportunity to identify Lewy proteins before symptoms occur. This would be an incredible advantage as more and more people begin to suffer from various stage of dementia.



Prior to any autopsy reports or announcement by Williams' wife that Robin was suffering from Parkinson's, a vocal graph, from over a year previous to his death revealed several spikes representing the Frequency Equivalent of Lewy Proteins; debilitating non-native brain deposits.



Robin Williams: What he could not bear to Face.

Revealing novel information that may answer why he didn't want to stay.

August 11, 2014: – Robin William’s suicide was reported indicating that he took his own life by hanging, likely due to long-term depression.

August 13, 2014: Sharry Edwards, the foremost BioAcoustic Vocal Profiling investigator, appeared on the Joyce Riley Power Hour radio show offering novel information concerning Williams’ death; hoping to help people understand why he chose not to stay. Several issues relevant to Williams’ suicide were proposed in terms of BioAcoustic Biology: Using vocal frequencies to distinguish physical and psychological issues of health and awareness.

Three pertinent BioAcoustic findings shared on the Power Hour radio show , prior to the public announcement that Williams’ suffered from Parkinson’s, indicated that Williams’ may have committed suicide because of the threat of serious mental decline due to a cognitive degenerative disease involving Lewy proteins; possibly Alzheimer’s.

August 14, 2014: The day after Edwards’ announcement on national radio about Williams’ possible motive, Susan Schneider, Williams’ wife, announced that he was suffering from Parkinson’s but that he was not yet ready to share that publicly. Schneider’s statement to the public explained, “It is our hope in the wake of Robin's tragic passing that others will find the strength to seek the care and support they need to treat whatever battles they are facing so they may feel less afraid.”

After Schneider’s announcement, Edwards again appeared on the Power Hour and revealed additional information that had been gleaned from William’s vocal analysis; including the fact that there may have been other contributing factors that are not as grave or devastating as Parkinson’s.

Williams’ death was felt by millions who were saddened because he was such a treasured personality; known for his wired but compassionate personality. As the author of this opinion piece and an ardent follower, I want to believe that what Williams could not face was the possibility that he might become so incapacitated that he would ultimately end-up disappointing his fans. For many of his admirers it seemed that creating joy and laughter was his life’s ambition; the thought of not being there for devoted fans may have been unbearable for him.

Williams’ widow stated that he wanted to create hope for others. It is likely no comfort to anyone who admired him or to any of his family members, but it is likely, from the information gleaned from his vocal frequencies, that Williams, like so many others with Parkinson’s-like symptoms, was misdiagnosed.

There is more to the story that Vocal Profiling can reveal. The Institute of BioAcoustic Biology & Sound Health, under the tutelage of Sharry Edwards, MEd. is preparing a lengthy report for release through their web site: www.SoundHealthOptions.com – under “IN THE NEWS” Edwards’ has been acknowledged as the pioneer of Human BioAcoustic Biology by the Duke Encyclopedia of New Medicine.

*Frequency Equivalent™ = a term coined by Sharry Edwards meaning a numeric representation of any biological feature or function

Video link used for this evaluation:

<http://dailycaller.com/2014/08/11/robin-williams-final-talk-show-appearance-video/>

References

http://www.newsmxhealth.com/Health-News/robin-williams-suicide-lewy/2014/11/11/id/606740/?ns_mail_uid=37316787&ns_mail_job=1594994_11122014&s=al&dkt_nbr=1zinizg3

<http://www.t TMZ.com/category/r-i-p-robin-williams/>

<http://archives2014.gcnlive.com/Archives2014/aug14/PowerHour/0813142.mp3> 13th

<http://archives2014.gcnlive.com/Archives2014/aug14/PowerHour/0815143.mp3> 15th

<http://www.latimes.com/local/la-me-williams-parkinson-20140815-story.html>

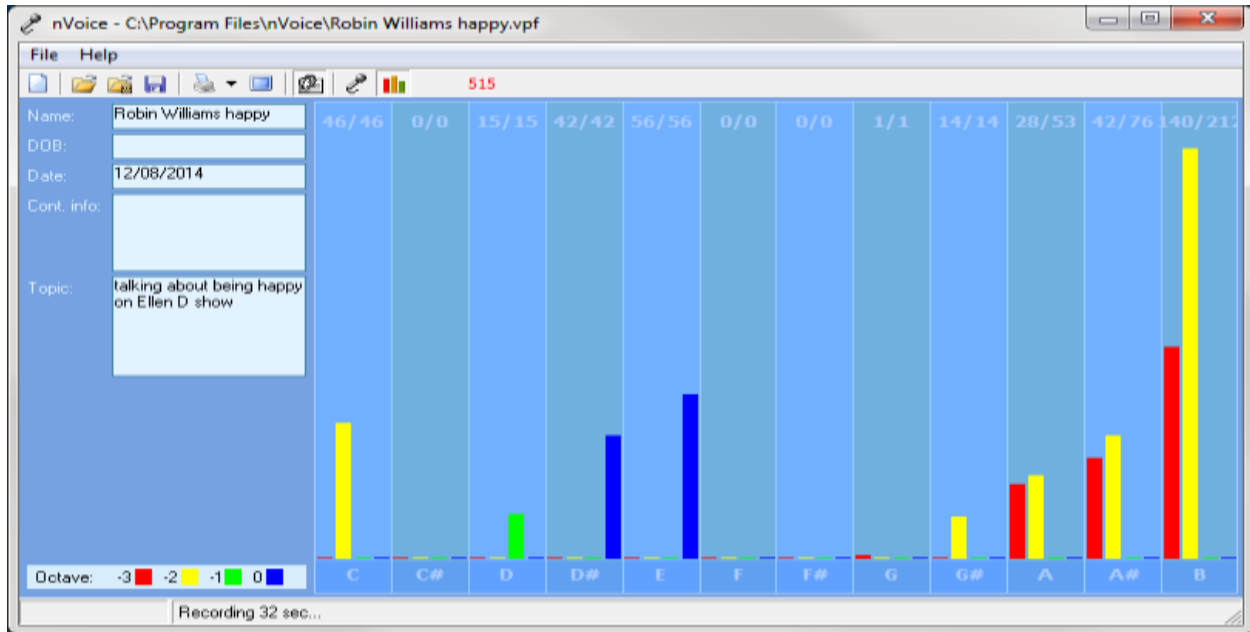
Duke Encyclopedia of New Medicine, 2006, compiled by the Center for Integrative Medicine at Duke University, page 566.

Robin Williams happy

Recording Date: 12/08/2014

COMPUTERIZED VERSION

Subject/Topic: talking about being happy on Ellen D show



Missing Notes

You have no hits for the note(s) of: C#, F, F#. Either you did not take enough samples (100-500 is usually best) or your subject matter did not include thoughts or topics that would involve this/these note(s). See the Note Correlate Chart that appears on the Cover Page for more explanation.

Points of Importance, Attention and Consequence

You appreciate others who recognize your ability to be of service. You have high ideas and expect the same of others. Sometimes there is conflict between your inner ideals and what you want others to think of you. You have the ability to use words to persuade the minds of others. If you ever had to lie to see justice done, you would do it but your sense of justice does not always jive with the law. Using vocal expressions to misdirect a query is easy for you. You can use the high or low of your voice to give people direction as to how to treat you. You can convey a great variety of expressions using vocal nuance instead of words. Because you are a strong, capable leader you sometimes find it hard to listen, without interruption, to the opinions and ideas of others. Others see you as having leadership potential but they may resent you for the same reason. People don't usually contradict you because your reaction to perceived criticism can be unsettling to others. Pushing others as hard as you push yourself can lead to resentment. You have the ability to step in and take over if a job needs done Your highest note is associated with the expression of service to humanity and human spirit. Your feelings and desire to help others resides with this note. Your highest note deals with expression through words both written and oral. The world of creative self-expression resides with this note. Your highest note is associated with the expression of self power. The issues of circulation and stamina reside with this note

Physical issues are not your priority. You often have more chores than you can possibly get done. Structure is not required for you to be comfortable. Your ability to just "kick back" can cause stress for those around you. Some days it just feels good to sit back and do nothing. Having someone help you get started gets the job done faster. You can sometimes do too much for others in the hopes of helping them change. You do for others before you do for yourself. It is a struggle sometimes to decide what you really think and what part belongs to someone else because you are so empathetic. Defining your own ideals and what you want from life is the first step to not following a wrong road. You can see what is the best for others but sometimes ignore what is the best for you. You tend to learn by example

Points of Communication, Complications and Complaints

Being appreciated is especially important to you. You sometimes help others to the detriment of yourself. Your emotions run strong and can influence your health.

You seek guidance from many sources both inside and outside of yourself. Spirituality in all that you do is important to you. You actively seek to bring spirit into your interactions with others.

You have the ability to convince others with words - spoken and written. You have the ability to use words very creatively. You have the ability to inspire people using stories and demonstrations. You can think well and spontaneously when the need arises. You can change mental direction in a heartbeat.

You can find what you need so organization isn't really necessary. You can get by with what is functional. You sometimes ignore what needs to be done and just do what pleases you.

You plan to get things organized as soon as you finish doing what's important. You know how you want things to look but sometimes don't have the energy/enthusiasm to make it so. Too much energy is spent taking care of other people's issues/things.

You can be talked out of your own opinions if solid evidence is presented because you are open to new ideas. You can sometimes feel criticism too quickly and too personally because you want to be more aware of your self-issues. You can be very hard on yourself - taking blame or responsibility - that does not really reside with you. You sometimes fail to defend yourself because you don't want to criticize the opinions of others. In your desire to be of value to the growth of others you will learn that doing for others too quickly is not good for them.

Points of Cooperation, Learning, Opportunity and Growth

You are willing to spend a lot of your time making sure that others learn about integrity, wisdom and responsibility. You challenge yourself much more than others challenge you. You love seeing all the pieces fall together to make it all work.

Getting to the core of what you really believe to be the right way of life is important to you. There are times when you disregard your own needs in order to help others. It is important to you that you make a difference in the lives of others. To help them move toward a more unselfish life. You are a natural teacher by example. You have a patient outlook on life and can work toward a specific goal without regard for your own needs.

You dislike being accused of something you did not do because it hurts your spirit. When you are satisfied with your decision, you no longer need to talk about it. You have the ability to influence others from a spiritual perspective.

You have the ability to perceive what others may be thinking and can use it to your benefit. Your verbal skills make you a good trainer. You have the ability to play word games. You would make a good mediator.

You like to plan by talking about how things are to be done. Discussions about people's motives are a source of inspiration. You like to be creative but like to try your ideas out with someone you trust first. You are tolerant of long-winded people because you can see through their pretense to their needs. Your self-esteem comes from what you accomplish. You don't tolerate fools who repeat information they can't defend.

You have the intuitive ability to hear beyond the words people are speaking. You are guided by an inner source of strength. Actively seeking the answers of life is a priority to you.

You do for others just because they ask not because they deserve your time. You do for others more quickly than you do for yourself. Helping people grow emotionally is rewarding to you.

You want it done right the first time. You have the ability to see what won't work when others present you with a plan. You like verbal excitement via words and music.

You may go along with the crowd too easily just because it is convenient. You see what is "right" but don't always know how to make it happen. Having the leader run over others who can't express themselves engages deep emotions for you.

Your self-power will increase when you begin to demand equal treatment. Your desire to help others can override your ability to accept from others. Always doing for others first is sometimes a lonely life.

You can get involved quickly without knowing all the facts when you perceive an injustice. Those around you attempt to influence you through your emotions. When you think, what has happened is unfair, your first thought is to make things right. You do this without thinking about how your actions will be perceived.

Stress can literally take your breath away. You have a tendency to promise more than you have time to deliver. You don't always have the energy to carry-out what you intended to do. You can get excited when you talk about an idea but can easily lose interest if you already know the outcome.

Cell Sounds

A. E. Pelling, S. Sehati, E. B. Gralla, J. S. Valentine, and J. K. Gimzewski, "**Local Nanomechanical Motion of the Cell Wall of *Saccharomyces cerevisiae***," *Science*, 305, 1147-1150 (2004)

Like passing freight trains that shake the walls of nearby houses, cargo-carrying proteins shake the cell walls of yeast. Gimzewski's team measured these tiny cell wall vibrations in a species of yeast used to make bread rise. They performed many experiments to try to understand what makes the cell walls vibrate. They think that the protein freight carriers, also called molecular motors, cause the wall vibrations as they transport everything from bits of protein to whole chromosomes throughout the cell.

Since sound is created by vibrations, the scientists also determined how the cell wall movements would sound if they could be heard. If the yeast cell was the size of a human, the sounds it would make would not be like loud music. "They would be more like the sounds of an ordinary conversation," said Gimzewski. Gimzewski thinks sound is an interesting way to present observations of vibrating cell walls. The movements are too small and fast to be seen on video.

To investigate why the cells vibrate, Gimzewski studied the vibrations at different temperatures. They also treated yeast cells with a chemical that prevents the cells from producing energy. The vibrations stopped when the cells stopped producing energy. From these and a few other experiments and calculations, the scientists say that cell wall motion in yeast is probably caused by the activity of many molecular motors working within the cell at the same time. Gimzewski thinks these movements might be useful to the yeast cells. The motion could be part of a communication pathway or a pumping action that helps move nutrients or chemicals from one side of the cell wall to the other.

New study suggest that human voice undergoes changes as people age

A new study of people age 70 to 80 suggests that the human voice undergoes many changes during the normal aging process, returning some men to the higher-pitched tone they once had before adulthood and leaving some women with a deeper voice.

Researchers say the study points to the need for an acoustical test to accurately monitor potential voice disorders in the elderly. Currently, speech pathologists use tests based on the voice patterns of young and middle-aged people, which can lead them to confuse normal vocal changes related to aging with a voice or speech disorder.

“We know that there is a natural aging process and that it affects the voice,” said Steve Xue, assistant professor of hearing and speech sciences at Ohio University and lead author of the study. “We wanted to know if those vocal changes were sufficient to warrant a diagnostic test for older people. Clearly, they are.”

The study, which included 21 men and 23 women, was completed and presented recently at the annual meeting of the American Speech-Language-Hearing Association in San Francisco.

Researchers collected voice samples and examined frequency, pitch, tone and other vocal characteristics from the elderly study participants and compared those findings with earlier studies of young and middle-aged people. Using acoustical devices currently employed by speech pathologists – which are based on normal speech by younger people – the researchers found that the elderly study participants had significantly poorer vocal quality than their younger cohorts.

In addition to the higher frequency noted in men and the lower tones recorded in women, the researchers also found that study participants had a harder time keeping a stable tone when speaking and often had voices that were harsher and more hoarse than those of younger people.

While Xue is interested in the study’s findings about age-related changes in voice, he said the implications of the work are most immediate for clinicians.

Until now, speech pathologists had very little data to indicate the normal voice and speech patterns of the elderly, which they can use with conventional acoustical tests to accurately identify problems and prescribe treatment. But this research provides some normative data, Xue said.

“If you use a younger person’s yardstick to measure an older person’s problems, you are likely to have a misdiagnosis?” he said. “Speech pathologists should be cautious in diagnosing speech problems in the elderly because they will have quite different voice and speech patterns

than what the test will measure. If these tests indicate a problem, they can look at the normative data we've collected and form a more accurate diagnosis.”

Xue plans to conduct another study on elderly voice patterns with a larger study group, continuing the work he began while a faculty member of Arkansas State University and the University of Houston. In addition to studying vocal changes, he plans to examine the physiological age-related changes in the human vocal tract – the tube from the larynx to the lips.

The research was co-authored by Dimitar Deliyski, a digital engineer formerly with Kay Elemetrics Corp. in New Jersey, now with Vocal Point Inc. in San Francisco.

Neuralgia

Posted on April 12, 2010 by Sound Therapy

Neuralgia is pain that follows the path of a nerve. Pain can result from pressure, damage, inflammation or aggravation of the nerves.

Trigeminal Neuralgia

Trigeminal Neuralgia (TN) is the pain caused by compression of the trigeminal nerve, the largest of the twelve nerves in the cranium. The trigeminal nerve is primarily responsible for sensation in the face and one of its three branches is responsible for the movement of the jaw as well. The trigeminal nerve has several connections to the ear and ear drum and can be associated with TMJ, (temporo-mandibular joint) pain, ear aches and stuffy ears

One of the major causes of trigeminal neuralgia is the erosion of the nerve sheath which is actually a loss of the myelin covering of the nerve. Some other causes may include compression by an adjacent blood vessel, physical damage by dental or other surgeries, genetic predisposition or rarely, a tumor or multiple sclerosis. Abnormalities usually occur at the inner nerve fibers that carry the sensation.

The trigeminal nerve is similar to other sensory nerves like the sciatic nerve in the spinal region and the pain caused by compression can be as excruciating as sciatica.

Shingles and neuralgia

Shingles is an infection that results from the reactivation of the chickenpox virus and causes a painful, blistering rash. Post-herpetic neuralgia (PHN) is a complication of shingles, causing ongoing pain after the rash has cleared. It's most likely in older people, and causes continuing pain, after the rash from shingles has healed. The pain is caused by scarring of nervous system tissue in the spinal cord. It may be burning, stabbing, or throbbing, and it may affect more areas than the original shingles pain. The pain can occur in response to minor stimuli. Normally painless things (such as the light touch of clothing) can cause pain, and things that would normally cause slight discomfort become extremely painful.

Relief for neuralgia

Natural therapies are often used to relieve neuralgia as it is a difficult condition to treat with standard medicine.

Relief can be achieved through improved circulation, reduced hyperactivity of the cranial nerves, reduced stress, improved myelination, neural plasticity and inhibition of excess excitation. It is proposed that some of these conditions can be supported by the use of Sound Therapy.

Sound Therapy listeners report relief from neuralgia

“I had a major operation on my leg some years ago and ended up with a lot of nerve damage and resulting pain. When I use Sound Therapy I have no pain in that foot and when I don't use it I do. We know Sound Therapy has a profound effect on the nervous system, so it helps us both emotionally and physically.” Carol King, Massage Therapist

“Shingles on my face had affected the nerves to my face and head and left some inflammation

and damage so they were acute to touch with shooting pains in my face, ear and head. This is now gone. When I first started Sound Therapy the condition was greatly stirred up, so I had to go slowly at first, but it was resolved in less than six months.

The Therapeutic Use of Sound in Alternative and Conventional Medicine

by Eileen McKusick, MA, Guest Writer

Sound is a medium that is increasingly being used in both alternative and conventional medicine – through the use of both audible and inaudible frequencies. This article looks at studies, technologies, and methods of sound application.

What is Sound?

There are essentially two definitions of sound – one describing vibrations in the range of human hearing, and the other describing vibrations in general:

1. *Vibrations transmitted through an elastic solid or a liquid or gas, with frequencies in the approximate range of 20 to 20,000 Hertz (Hz), capable of being detected by human organs of hearing*
2. *Transmitted vibrations of any frequency.*

For the purpose of this discussion, we will be referring to the latter definition.

Frequencies above 20,000 Hz are referred to as ultrasonic, and frequencies below 20 Hz are referred to as infrasonic.

Why Use Sound Therapeutically?

The human body is wired to be exquisitely sensitive to sound. The faculty of hearing is one of the first senses to develop in utero, and the last to depart before death. In addition to perceiving sound through our ears, a recent NIH study published in the journal *Nature* (November 2009) shows that we also "hear" the pressure waves of sound through our skin. Water, of which our bodies are largely composed, conducts sound at a rate approximately four times faster than air.

Our bones also conduct sound, as evidenced by newer hearing aids that conduct sound through the skull directly to the cochlea, and through the technique of using a vibrating tuning fork to determine if a bone is fractured. In this technique, the tuning fork is placed distal to the suspected fracture and the stethoscope is placed proximal to the injury on the same bone. A clear tone indicates an uninjured bone, whereas the sound is diminished or absent in the presence of a fracture (Moore, 2009).

It has been discovered that in addition to the traditionally viewed "lock and key" structure of receptors on cell membranes that receive and respond to physical molecules, there are also antenna – like structures ("primary cilium") that respond to vibrational frequencies. Bruce Lipton writes in *The Biology of Belief* (2005):

Receptor antennas can also read vibrational energy fields such as light, sound, and radio frequencies. The antennas on these energy receptors vibrate like tuning forks. If an energy vibration in the environment resonates with a receptor's antenna, it will alter the protein's charge, causing the receptor to change shape. Because these receptors can read energy fields, the notion that only physical molecules can impact cell physiology is outmoded. Biological behavior can be controlled by invisible forces as well as it can be controlled by physical molecules like penicillin, a fact that provides the scientific underpinning for pharmaceutical-free energy medicine.

These receptors are also described in a paper titled "The Primary Cilium as a Complex Signaling Center" (Berbari et al., 2009):

Fluid movement through the tubules and mechanosensory activities of the cilium may have an important impact on cellular responses. In addition to responses induced by fluid shear, cilia have important functions in pressure, touch and vibration sensation.

In addition to receiving vibrational information, this cilium also may transmit information about the state of order or disorder within the cell.

Conventional vs. Alternative Perceptions of Sound Medicine

Broadly, conventional medicine employs sound frequencies in the ultrasonic and infrasonic ranges, while alternative medicine largely employs frequencies in the audible range. While the practice of using these ultrasonic and infrasonic frequencies is well-documented and widely employed in conventional medicine, there has been very little attention given to the use of audible frequencies. The two perspectives break down along distinct lines, with just a little overlap.

Uses of Sound in Conventional Medicine

Perhaps the best known and most widely employed use of sound in conventional medicine is the use of ultrasound. Most people are familiar with its use as a diagnostic technology, as in the use of sonograms for viewing of fetuses. The sound waves bounce off the bones and fluid and return the information to a transducer which translates it into a visual image. Medical sonography is also used diagnostically to discover pathologies within the body.

Ultrasound is also used therapeutically. Ultrasound therapy has been shown to cause increases in tissue relaxation, local blood flow, and scar tissue breakdown. The effect of the increase in local blood flow can be used to help reduce local swelling and chronic inflammation, reduce pain and according to some studies, promote bone fracture healing (Hadjjargyrou et al., 1998). It is regularly employed by physical therapists and chiropractors.

However, despite over 60 years of clinical use there are few studies that definitively verify the efficacy of therapeutic ultrasound. One of the reasons for this is the challenge presented in double blinding the process (Robertson, Baker 2001). This issue makes studies on the

effectiveness of sound challenging due to the aforementioned numerous channels of conductivity. Some more recent studies have been more conclusive – one shows a 44% reduction in trigger point sensitivity after just one five-minute application of high-intensity ultrasound (Srebley, Dickey 2006).

Ultrasound can also be used to evoke phonophoresis, a non-invasive way of enhancing the absorption of analgesics and anti-inflammatory agents to tissues below the skin using ultrasonic waves (Byl, 1995).

Newer Applications of Ultrasound

Ultrasound is also being used as a non-invasive surgery technique. Magnetic resonance-guided focused ultrasound (MRgFUS) is a process that uses highly focused ultrasonic frequencies to destroy unwanted growths such as fibroids and even tumors by rapidly heating them. The magnetic resonance provides a precise guidance system to focus the sound beam on the specific areas and then raises the temperature to the point where the structural integrity of the growth is destroyed.

Although this treatment has been in use since 1994 and has been used on fibroids, breast tumors, prostate tumors and more, showing highly successful results, it has been slow to catch on (Wilkins, 2008). An important difference between high-intensity focused ultrasound and many other forms of focused energy, such as radiation therapy or radio surgery, is that the passage of ultrasound energy through intervening tissue has no apparent cumulative negative effect on that tissue (Wilkins, 2008).

Another sound application in conventional medicine is the practice of lithotripsy, a technology that targets stones in the kidney, gall bladder or liver with pulsed infrasonic sound waves in the range of 4-12 Hz, for the purpose of breaking them up into smaller pieces that are more easily passed by the body. It was developed in the early 1980s in Germany and has since become more widely used but can have complications rates of 5-20% and result in a sensation akin to "being punched in the kidney" (Saher, 2004).

Lastly, a search of sound therapy in a medical database will bring up mostly articles about the use of Tinnitus Retraining Therapy (TRT) to treat tinnitus, the phenomena of a constant ringing or roaring in the ears. While apparently, no cure for this has been determined, TRT is an ongoing process that uses sound generators to help the sufferer retrain their relationship with the issue so that it no longer bothers them as much, a process that can take upwards of two years to be truly effective (Gold et al 2000).

Sound Medicine Used in Both Alternative and Conventional Settings

Music therapy, vibroacoustic therapy, and the Tomatis Method are three techniques that are used both conventionally and alternatively. All three fall into the category of sound therapy.

Music has been used clinically in the United States since WWII, when it was used to treat returning soldiers for what is now known as post-traumatic stress disorder or PTSD. Since then it has become more widely employed, and is now used in hospitals, nursing homes, institutions, and other rehabilitative settings. Music therapists work to help clients improve their level of functioning and quality of life by using music experiences such as singing, songwriting, listening to and discussing music, and moving to music, to achieve measurable treatment goals and objectives.

Music therapy has been shown to be particularly effective with some of the more challenging members of the population, especially those with Alzheimer's and dementia, autistic spectral disorders, stroke victims, and even prisoners. A study on a group of women in prison in Israel who all participated in a choir showed that group members "experienced a sense of community and togetherness as a result of the exercise" (Silber, 2004). Alzheimer's patients demonstrate less agitation and confusion when engaged in group or individual music exercises, as opposed to being left alone in front of a TV (Darrow, 2004). Autistic children are able to be more expressive and engaging when involved in musical activities (Kim, 2009).

Music is also gaining more acceptance in the medical field, being used both during surgery and post-op; and especially in the practice of music thanatology, which combines music – often harp music – with end of life care. It is being used to help people manage pain, anxiety, stress and a surprisingly wide range of other issues.

Studies have shown (Rider, 1985) the method of music therapy that works most effectively utilizes the principles of **resonance** and **entrainment**. Entrainment music therapy is described as "any stimuli that matches or models the current mood state of the individual and then moves the person in the direction of a more positive or pleasant mood state" (Freeman, 2004). For example, if a person is initially agitated, music selected will match that agitation initially (resonate with), and then move slowly into a melodic piece that can lead to anxiety reduction (entrain to). This technique has been used successfully in reduction of both pain and anxiety.

Vibroacoustic Sound Therapy (VST) incorporates both music therapy and sound frequencies. VST is the transduction of both sound and music through specially designed beds, tables, or chairs, with speakers arranged in such a way that the sound currents travel directly through the body. Lower frequency waves, in the range of 30-100 Hz are generally used, and sessions can last from 10-45 minutes (Boyd-Brewer, 2004). This technology originated in Sweden in the 1970s and now has grown to be used worldwide in settings from hospitals to spas. Numerous studies have been conducted on this technology and have demonstrated that it is beneficial for a wide range of ailments, from pain and anxiety reduction to reducing problem behavior in autistic

adults and children. One study found that negative stereotypical behavior was reduced upwards of 40% in autistic adults (Boyd-Brewer 2003).

VST can be utilized with just music, pulsed sound waves and music, and in some technologies, combined with visual light stimulation. Most studies have determined that VST is most beneficial when pulsed sound is combined with music, and nearly all studies have shown that it brings improvement to a wide range of disorders (Boyd-Brewer, 2004).

The Tomatis Method, and a somewhat similar technology called Auditory Integrative Training are other sound therapy techniques that have undergone some, but not many, rigorous studies. While these therapies are fundamentally different, both involve listening to specially created music through headphones for the purpose of retraining the auditory system and creating symptomatic improvement for issues such as autism, learning disorders, hearing disorders, ADHD, and more. The treatment of autism has been the most studied with these techniques, as they are generally effective at reducing the sound sensitivity so common in the disorder, resulting in improved interaction with their environments (Edelson et al. 1999).

Sound in Alternative Medicine

The use of sound in alternative medicine is much more broad and deep than conventional uses. For the purpose of this part of the discussion, it is important to distinguish between what is sound healing and what is sound therapy. Sound healing refers to the more general field of therapeutic sound use, including singing, drumming, rattling, toning, etc. – whereas sound therapy refers to aspects of the practice that are more clinical and structured. In alternative medicine, sound therapy is a sub-group of sound healing.

The Human Voice

Conscious and intentional use of the human voice in chanting, singing, and toning has been used for millennia, often within a religious or devotional context. Numerous studies have been done to determine what exactly happens when we chant, sing or tone, whether alone or in groups. Neurological imaging has shown changes in blood flow to the brain, in addition to other biological markers of increased well-being, when experienced meditators are engaged in chanting meditation (Lazar, 2000). One study demonstrated a positive emotional effect and immune competence confirmed by the increased presence of secretory immunoglobulin A in saliva swabs after a choir rehearsal, and even more marked increase after a performance (Kreutz et al, 2006).

The process of toning, which has gained some popularity in recent years, is a sort of informal chanting where the individual simply intones extended vowel sounds which are supposed to help release energy blockages from the body. Chanting is said to have a similar result of facilitating the flow of energy through the body.

Tuning forks and singing bowls

Acoustic instruments such as tuning forks and crystal or Tibetan bowls are widely used in sound healing in a variety of different ways. One of the best-known tuning fork practices is called Acutonics, a system developed by an acupuncturist that uses vibrating weighted tuning forks on acupuncture points. It works on the same premise as acupuncture – that stimulation of these particular areas unblocks stuck or stagnant energy, improving energy flow through the body and supporting the body in healing itself. Acutonics is used in a variety of settings including some hospitals.

Crystal and Tibetan bowls are struck or rubbed to produce pure, penetrating tones, not very different from tuning forks. Metal bowls have been used in Tibet for centuries as an aid to meditation, while crystal bowls are a relatively recent development but the two are used similarly. Dr. Mitchell Gaynor, an oncologist and author of *The Healing Power of Sound* (2002), began integrating music, vocalization, breathing, bowls and meditation techniques in his work with patients in 1991 after first being exposed to a Tibetan bowl through one of his patients. He has observed many beneficial outcomes as a result of this integration.

The use of tuning forks, bowls and gongs, along with certain types of music appears to stimulate the relaxation response in the body. This may be due in part to the biological process of Nitric Oxide (NO) release in the body. According to John Beaulieu, tuning fork expert and one of the authors of *Sound Therapy Induced Relaxation: Down Regulating Stress Processes and Pathologies* (2003), NO appears to be released in the presence of certain music and sounds. According to Beaulieu, nitric oxide is not only an immune, vascular, and neural signaling molecule, it is also "antibacterial, antiviral, and it down-regulates endothelial and immunocyte activation and adherence, thus performing vital physiological activities including vasodilation" (Salamon et al. 2003).

Sound Technologies

Binaural beats are created when two tones are detuned from each other by a small amount. The resulting third oscillation, which is the difference between the two frequencies, will automatically entrain the brain into different brainwave frequencies. For example, if 315 Hz is played into the right ear and 325 Hz played into the left ear, the brain becomes entrained towards the beat frequency of 10 Hz, which is in the Alpha brain wave range. Since the Alpha range is associated with relaxation, this is supposed to have a relaxing effect. Binaural beats are embedded in music, or simply as repeated tones, and listened to through headphones.

Studies suggest therapeutic application of binaural beat technologies can be beneficial for anxiety, mood improvement, behavior disorders in developmentally disabled children, and stress reduction in patients with addictions and focus and attention (Wahbeh et al, 2007).

BioAcoustic therapy is the use of human voice analysis to provide a representation of a person's state of health. Developed by sound pioneer Sharry Edwards, this technology reads the frequencies present in a person's voice and determines what important frequencies are missing.

Once appropriate sound formulas are ascertained, they are programmed into a Square 2 tone box, a portable analog frequency generator, allowing an individual to listen privately through headphones or subwoofer (Blachly 2005). According to their website, BioAcoustic Therapy has had success with varying issues during their research efforts but several specific areas of expertise have emerged: sports injuries and structural problems, pain management, nutritional evaluation, and tissue regeneration being among the most successful.

It is noteworthy to point out that the new 2nd edition of *Alternative Medicine: The Definitive Guide* has included BioAcoustics as a recommended alternative therapy, and one of only four sound therapies listed, and that in 2009 Edwards received the Scientist of the Year Award from the International Association of New Science.

The Cyma-1000 is a frequency generating device that was developed by Dr. Peter Guy Manners, a British Osteopath, beginning in the 1960s. This device emits over 500 different frequencies and fifty years of research has determined which frequencies and combinations of frequencies treat which ailments. It uses an applicator to deliver precise combinations of frequencies associated with healthy tissue and organ systems, and is registered in the United States with the FDA as an "acoustic massager."

The theory is that these sound waves help to normalize imbalances and synchronize the cell's frequency back to its natural healthy state of vibrational resonance. This technology is used and accepted in the United Kingdom (where it is referred to as "advanced medicine", rather than alternative medicine) but not so much in the United States.

Numerous other technologies and techniques utilizing the properties and benefits of frequency are currently on the market and coming to market, and the use of tuning forks, gongs, and singing bowls are also on the rise. The therapeutic use of sound has been called one of the most exciting and innovating frontiers of Integrative medicine.

Eileen McKusick, MA (Integrative Education) has been independently researching the effects of audible sound on the human body since 1996 and is the originator of Sound Balancing, a therapeutic method that employs the acoustic frequencies produced by tuning forks to balance the body's electromagnetic system and counter the effects of stress. She is currently at work on turning her award-winning Master's Thesis, "Exploring the Effects of Audible Sound on the Body and its Biofield" into a book. Learn more on [Eileen McKusick's web site](#).

References

- Berbari, N. et al. (2009). The primary cilium as a complex signaling center. *Current Biology*, 19, 526-535.
- Boyd-Brewer, C. (2003). Vibroacoustic Therapy: sound vibrations in medicine. *Alternative and Complementary Therapies*, 257-263.
- Byl, N. (1995). The use of ultrasound as an enhancer for transcutaneous drug delivery: phonophoresis. *Journal of the American Physical Therapy Association*. 75, 6, 539-553.
- Darrow, A. (2004). Introduction to approaches in music therapy. *American Music Therapy Association*. 124-149.
- Edelson, P.(2009). Auditory Integration Training: A double blind study of behavioral and electrophysiological effects in people with autism. *Focus on Autism and other Developmental Disabilities*, 14, 73-81.
- Gaynor, M. (2002). *The Healing Power of Sound*. Boston: Shambhala.
- Gold, E. (2000). Effects of tinnitus retraining therapy for patients with tinnitus. *Journal of Audiology*, 22, 114-118.
- Hadjigryrou, M, McLeod, K., Ryaby, J.,& Rubin, C. (1998). Enhancement of fracture healing by low intensity ultrasound. *Clinical Orthopaedics & Related Research*, 355, 216-229.
- Kim, J, Wigram, T. & Gold, C. (2009). Emotional, motivational, and interpersonal responsiveness of children with autism in improvisational music therapy. *Austism*, 13, 389-409.
- Kreutz, P. (2006). Effects of choir singing and listening on secretory immunoglobulin A, cortisol, and emotional state. *Journal of Behavioral Medicine*, 27, 171-179.
- Lazar, S., Bush, G. et al. (2000), Functional brain mapping of the relaxation response and meditation. *NeuroReport*, 11, 7, 1581-1585.
- Lipton, B. (2005) *The biology of belief*. New York: Hay House.
- Lockhart, M. (2010). *The subtle energy body: the complete guide*. Vermont: Inner Traditions.
- Moore, M. (2009). The use of a tuning fork and stethoscope to identify fractures. *Journal of Athletic Training*, 44, 272-274.
- Robertson, V. & Baker, K. (2001). A review of therapeutic ultrasound: effectiveness studies. *Physical Therapy*, 8,1339-1350.
- Salaman, E., Kim, M., Beaulieu, J., & Stefano G. (2002). Sound Therapy induced relaxation: down regulating stress processes and pathologies. *Medical Science Monitor: International*. 171-175.
- Silber, L. (2005). Bars behind bars: the impact of a women's prison choir on social harmony. *Music Education Research*, 7, 251-271.
- Srbely, J.& Dickey, J.(2007). Randomized controlled study of the antinociceptive effect of ultrasound on trigger point sensitivity: novel applications in myofascial therapy. *Clinical Rehabilitation*, 21, 411-417.
- Wilkins, S. (2007). Magnetic resonance-guided focused ultrasound overview. *Journal of Radiology*, 18, 132-138.

When everybody lies: Voice-stress analysis tackles lie detection

- By [Susan Miller](#)
- Mar 18, 2014

As big data and analytics are increasingly considered the go-to technologies for testing veracity from volumes of information, the real truth is that people lie -- sometimes quite effectively, essentially negating reams of data on credit worthiness, employment performance and personal references.

Agencies have seen their share of headlines about rogue employees passing security clearances. An insider security threat or leak can damage business and national security, ruin reputations and even cost human lives, so organizations are keen to identify deception.

Although various technologies have been applied to determining whether a person is telling the truth or not, many experts believe that no foolproof method of lie detection exists. Nevertheless, since the early 1900s people have used available technology -- from measuring changes in blood pressure and pupil dilation to linguistic analysis or magnetic resonance imaging -- to try to sift fact from fiction.

The polygraph, today's disputed yet de facto standard, was invented in 1921 and is currently used by many organizations, including law enforcement, and intelligence agencies, to interrogate suspects and screen new employees. A polygraph machine looks at heartbeat, perspiration, breathing and other physical factors that are influenced by stress. Too many stress indicators could mean that a subject is feeling guilty or is worried about his response. If stress levels remain the same throughout the questioning, then no deception is detected.

While the polygraph has been a standard tool for law enforcement in criminal investigations, some police departments are using computer voice stress analysis (CVSA) in their investigations and parole programs. In fact, a U.S. federal court [recently ruled](#) that sex offenders can be required to submit to CVSA examinations as part of their post-release supervision.

One such voice examination tool, CVSA II manufactured by National Institute for Truth Verification, runs on a variety of platforms -- including mobile devices. The company claims it even works whether the subject is face to face with an investigator or talking over the phone. It uses a microphone plugged into a computer to quantify and analyze frequency changes in the subject's responses that indicate vocal stress. As the subject speaks, the computer displays each voice pattern and numbers it. At the end of the evaluation, an algorithm scores the results.

But criminal investigations represent only the tip of the iceberg for an automated system that can flag human deception. Such technology could be invaluable in personnel screening, defense and homeland security, border control and airport security as well as for financial institutions, contact centers and insurance providers – in short, anywhere where human deception is a liability.

The Department of Homeland Security’s National Center for Border Security and Immigration at the University of Arizona developed a screening system called the Automated Virtual Agent for Truth Assessments in Real-Time ([AVATAR](#)), which is designed to flag suspicious or anomalous behavior that warrants further investigation by a trained human agent in the field.

The kiosk-based automated system conducts brief interviews in a number of screening contexts, such as trusted traveler application programs, personnel reinvestigations, visa application reviews, or similar scenarios where truth assessment is a key concern. AVATAR uses non-invasive sensors to track pupil dilation, eye and body movements and changes in vocal pitch in an effort identify suspicious or irregular behavior that deserves further investigation.

AVATAR has been tested in several simulation exercises and at the U.S.-Mexico border. Its first field test was in December 2013 in Romania.

Nemesysco, an Israel-based company specializing in voice analysis solutions, uses [layered voice analysis](#) (LVA), which identifies various types of stress levels, cognitive processes and emotional reactions that are reflected in the properties of a subject’s voice. Nemesysco emphasizes that LVA is not the same as voice stress analysis but instead uses a unique technology to detect “brain activity traces” using the voice as a medium. By using a wide range spectrum analysis to detect minute involuntary changes in the speech waveform itself, the company says, LVA can detect anomalies in brain activity and classify them in terms of stress, excitement, deception and varying emotional states.

Beyond Verbal Communications, another Israel-based firm that bills itself as an emotional analytics company, is among a number of businesses that are working on adapting voice recognition technology to a variety of applications such as improving call center interactions and monitoring airline pilots for fatigue.

Beyond Verbal offers its software as a cloud-based licensed service. By connecting to its API and SDK, third-party developers can use the technology for a variety of purposes in a range of fields.

It has even released a “home” version of its emotion decoding voice recognition software. “With the click of a button and about 20 second of speech, the Moodies app gives users the option to analyze their own voice as well as understand the emotions of individuals around them,” the company said in its [announcement](#) of the iOS app. Similar “for-fun” emotion-analysis or lie-detection apps are available for Android.

In the end, the detection method is only as good as the investigator using it and the questions posed. But there will always be doubt. So while any deception detection technology might be preferred by one investigator or another, humans can still sometimes outwit technology.

-- *John Breeden II contributed to this story.*

About the Author

Susan Miller is executive editor at GCN.

Over a career spent in tech media, Miller has worked in editorial, print production and online, starting on the copy desk at IDG’s ComputerWorld, moving to print production for Federal Computer Week and later helping launch websites and email newsletter delivery for FCW. After a turn at Virginia’s Center for Innovative Technology, where she worked to promote technology-based economic development, she rejoined what was to become 1105 Media in 2004, eventually managing content and production for all the company's government-focused websites. Miller shifted back to editorial in 2012, when she began working with GCN.

Miller has a BA from West Chester University and an MA in English from the University of Delaware.

Connect with Susan at smiller@gcn.com or [@sjaymiller](https://twitter.com/sjaymiller).

Copyright 1996-2014 1105 Media Inc. All rights reserved.

This copy is for your personal, non-commercial use only.

To order presentation-ready copies for distribution to colleagues, clients or customers, visit: www.1105Reprints.com

Your voice can tell if you have heart disease – study

By Nicole Lyn Pesce

New York Daily News

Tuesday, November 15, 2016

This isn't just talk — science is getting closer to using your voice to diagnose whether you have heart disease and other disorders.

The Mayo Clinic teamed up with Beyond Verbal, a voice analytics company, to identify links between vocal features and coronary artery disease. CAD is the most common heart disease, where plaque builds up in the arteries, causing heart attacks. The study's diagnostic tool found that a single biomarker in the voice signal was associated with a 19-fold increased likelihood of CAD.

Beyond Verbal's previous research has also suggested a link between voice signal characteristics and neurological disorders such as dyslexia, Parkinson's Disease, ADHD and autism, but this is the first study to link vocal biomarkers with heart disease.

"This is so groundbreaking and new, that it's hard to describe in layman's terms," Yuval Mor, the CEO of Beyond Verbal, told the News.

That's because the vocal characteristics we're talking about here are much more specialized than the volume or timbre of a person's speech. Mor compared it to human vision, where the naked eye can see a range of wavelengths, but it takes specialized sensors to make infrared waves or ultraviolet rays visible to us. Beyond Vision's diagnostic tool extracts vocal information in a similar fashion. "It can analyze the voice and identify different medical conditions in a way that the human ear can't hear," he said.

In this double-blind study, 120 patients each gave three 30-second voice recordings in English, which were documented and analyzed by the voice

analysis tool. It found a strong relationship between certain vocal characteristics and CAD.

The team plans to repeat the experiment in China and Israel to determine if the same correlation will show up in different languages. They are also going to test for any voice characteristics linked to other cardiovascular diseases.

Mor suggested that doctors could eventually diagnose medical conditions remotely by analyzing patients' voice recordings.

“The idea eventually is to give people an app so we can check on them and tell them if everything is OK,” he said. “We are opening the door for something completely new that can make a huge difference in the medical community.”

Can sound waves cure impotence? Technology used to break up kidney stones could help improve blood flow

By [Simon Tomlinson](#)

UPDATED: 08:06 EDT, 31 October 2011

Sound waves could significantly improve sexual activity in men whose severe erectile dysfunction has not responded well to drug treatments, a new study has found.

Researchers employed a technique similar to that used to break up kidney stones to shock the penis into life with low-intensity waves.

So-called 'extracorporeal shock wave therapy' has been found to improve blood flow to the heart by inducing blood vessel growth, so experts speculated that such waves might also improve circulation to the penis.

Help at last? Sound waves could answer the prayers of men with severe erectile dysfunction

Nearly 30 per cent of patients achieved normal sexual function and no longer required medication two months after treatment. But critics say you 'might as well hit your penis with a hammer' because such technology is designed to be destructive.

An earlier study showed shock wave therapy benefited men with mild to moderate erectile dysfunction (ED).

But the new study's findings suggest the therapy could also be used to treat ED patients who don't respond well to conventional treatment.

However, the study was small, involving only 29 men, and the results may have been due to a placebo effect, so more work is needed to validate the findings, the researchers said.

Alternative treatment: The study has shown that shock wave therapy could provide hope to impotent men where conventional treatment like Viagra has failed

Participants filled out a questionnaire to assess their sexual function.

Scores ranged from six to 30 - with ratings lower than 10 indicating severe ED and those from 26 to 30 indicating normal erectile function.

The men, whose average age was 61, were given 300 shocks over a period of three minutes on five points along the shaft of the penis during each session.

There were two sessions per week for three weeks, then three weeks off, and then another three-week treatment period. No men reported pain or adverse side-effects during treatment.

Participants began taking ED drugs one month after the last treatment.

Like a hammer: The technique is used to break up kidney stones, albeit at a lower intensity, leading to criticism that it may be too invasive

The average score at the beginning of the study was 8.8. Two months after the treatment stopped, the average increased 10 points.

For many men, this means the difference between being able and being unable to have sex said study researcher Ilan Gruenwald, associate director of the neuro-urology unit at the Rambam Medical Center in Haifa, Israel.

Eight men achieved normal sexual function.

On average, men started to see a benefit three weeks after treatment.

Dr Andrew Kramer, a urologist at the University of Maryland Medical Center, who was not involved in the study, said the results were counter-intuitive given that sound waves used in kidney stone treatments are designed to be destructive.

'It's like saying, take your penis and hit it with a hammer a couple of times,' Kramer said.

The researchers acknowledged their work is preliminary, but, given their results, they said they hope others in their field remain open-minded about the therapy.

The study was published online October 18 in the Journal of Sexual Medicine.

Read more: <http://www.dailymail.co.uk/sciencetech/article-2055565/Can-sound-waves-cure-impotence-Researchers-shock-penis-life-technology-used-break-kidney-stones.html#ixzz4g8CbwfXn>

Follow us: [@MailOnline on Twitter](#) | [DailyMail on Facebook](#)

Controversial New Idea: Nerves Transmit Sound, Not Electricity

By Robert Roy Britt | March 14, 2007 09:00am ET

Nerves transmit sound waves through your body, not electrical pulses, according to a controversial new study that tries to explain the [longstanding mystery](#) of how anesthetics work. Textbooks say [nerves](#) use electrical impulses to transmit signals from the brain to the point of action, be it to wag a finger or [blink](#) an [eye](#).

"But for us as physicists, this cannot be the explanation," says Thomas Heimburg, a Copenhagen University researcher whose expertise is in the intersection of biology and physics. "The physical laws of thermodynamics tell us that electrical impulses must produce heat as they travel along the nerve, but experiments find that no such heat is produced."

The textbooks are not likely to be rewritten anytime soon, however.

Roderic Eckenhoff, a researcher in the Department of Anesthesiology and Critical Care at the University of Pennsylvania School of Medicine, called the sound pulse idea interesting. "But an enormous burden of proof exists and they have a very long way to go to beat electricity," he said.

The olive oil clue

Nerves are wrapped in a membrane of lipids and proteins. Biology textbooks say a [pulse](#) is sent from one end of the nerve to the other with the help of electrically charged salts that pass through ion channels in the membrane. But the lack of heat generation contradicts the molecular biological theory of an electrical impulse produced by chemical processes, says Heimburg, who co-authored the new study with Copenhagen University theoretical physicist Andrew Jackson.

Instead, nerve pulses can be explained much more simply as a mechanical pulse of sound, Heimburg and Jackson argue. Their idea will be published in the *Biophysical Journal*. Normally, sound [propagates](#) as a wave that spreads out and becomes weaker and weaker. But in certain conditions, sound can be made to travel without spreading and therefore it retains its intensity.

The lipids in a nerve membrane are similar to olive oil, the scientists explain. And the membrane has a freezing point that is precisely suited to the propagation of these concentrated sound pulses [graphic].

Eckenhoff is not convinced, however.

"It is difficult to explain away an enormous number of real electrical recordings in the cell, tissue and whole animal as being some kind of artifact," Eckenhoff told LiveScience. "And I cannot easily discern how the sound might be generated."

Explaining anesthesia

The idea from Heimburg and Jackson, if it were proven true, could have implication for [anesthetics](#), another mysterious process.

Oddly, scientists [don't understand](#) exactly what happens when a patient is anesthetized. While the goal of an anesthetic is to prevent the brain from feeling [pain](#), the drugs can affect a patient's heart rate and breathing. So, a better understanding of how it all works would allow development of better drugs.

Researchers *do* know that the proper doses of ether, laughing gas, chloroform and other anesthetics are all based on their solubility in olive oil. But how the nerves are turned off is a mystery.

Heimburg and Jackson offer an explanation.

If a nerve is to be able to transport sound pulses, they say, then the melting point of its membrane must be close to body temperature. Anesthetics change the melting point so that sound pulses can't propagate, they conclude. Nerves are put on stand-by and a patient doesn't feel the knife slicing into his body.

While Eckenhoff acknowledges, there is much to learn, he expects the precise effects of anesthesia will ultimately be explained by an integration of current theories rather than by employing the new idea of sound pulses.

BEYOND VERBAL PICKS UP \$3 MILLION TO INVESTIGATE VOICE PATTERNS AS A BIOMARKER FOR HEART DISEASE

Posted on September 2, 2016

USING SPEECH PATTERNS TO CREATE EMOTIONAL ANALYTICS FOR MARKETING RESEARCH COMPANIES AND CALL CENTERS, THE ISRAELI STARTUP HAS MAJOR IMPLICATIONS FOR SCIENCE

Emotion analytics startup Beyond Verbal has raised \$3 million as part of a Series A funding round, the company announced Thursday morning. The investment was led by the Kuang-Chi Group and comes out of the group's recently launched \$300 million fund for Chinese investment in Israeli companies. Tech funds Winnovation and Singulariteam also participated in the round.

Beyond Verbal claims to be one of the only companies in the world giving literal emotional feedback in terms of analytics. By analyzing voice patterns, the company has been able to market its knowledge as a service to marketers and sellers. Their API can be integrated into a number of apps and devices. Service centers measure customer satisfaction, keep track of lonely family members, and for the dating world, match people by attitudes and moods. *"Emotions are in everything we do. So for us as a company it was very hard to focus on the right verticals, which is one of the reasons we've made a platform where [clients] can integrate the API into their solutions,"* Beyond Verbal Chief Marketing Officer Bianca Meger told Geektime.

The new funding will go toward recent and future research projects in the health and wellness space, which is grabbing more of the company's attention.

"Our main focus now is in mobile health and we plan to go recruit additional data scientists and add new emotional features," Meger added. Their current features include an attitude

score that gauge's someone's excitability, positivity, temperament and a range of other emotions like joy and aggressiveness.

Overall, they index 430 extremely precise emotions through their API, but services are different depending on the industry. While one breed of client, like call centers, will measure customer positivity during a call, market research groups will look at groupings of emotions for macro views of the population instead of the massive haul of 430 emotions.

The big shift for the company began when researchers couldn't extract conclusions from distortions in people's speaking patterns. When a number of samples of distorted speech turned out to be complications from dyslexia: While more famous for making reading difficult, it can actually cause people to have trouble finding the right words when they talk. That led the company to research more distinct speech distortions as indicators of diseases or conditions. In one study, they have teamed up with the Mayo Clinic to research voice patterns as a potential biomarker for coronary artery disease (CAD).

"The company's technology is both innovative and highly advanced, with limitless potential," said Kuang-Chi Chairman Dr. Ruopeng Liu in a press release. "This new partnership is bound to result in the development of new and exciting technologies with benefits in a variety of fields from healthcare to artificial intelligence."

CEO and Board member Yuval Mor, VP of R&D Pavel Smirnov, Chief Science Officer Dr. Yoram Levanon, VP Products Daniel Gershuni, VP mHealth Noa Silberklang, and Director of Marketing and Strategic accounts Bianca Meger founded the Tel Aviv-based company in 2012. They currently have 21 employees and have raised a total of \$10.1 million in financing to date.

Can “Singing Bowls” Awaken Your DNA?

Posted on [January 24, 2011](#) by [SBrinkmann](#)

A friend of mine sent me an e-mail from a purveyor of crystal singing bowls who alleges that using the bowls with guided meditation will enable persons to do everything from attracting millions into their bank accounts to awakening their DNA (whatever that means).



According to this particular website, the use of the bowls allegedly provide “known healing benefits” such as deep tissue healing, pain management, sleep enhancement and increased energy. Healing is premised on the concept that everyone has a vibration that is “a signature of their health” and, just like a musical instrument, our bodies call fall “out of tune”, which is why we experience disease. The sound and vibration of the crystal singing bowls can “retune us back to vibrational harmony so that healing can occur.”

The site claims that when used in conjunction with [guided imagery](#) meditation , the singing bowls “will lead you through the seven chakras on a pathway to opening yourself up to more Prosperity.”

([Chakras](#) are described on this site as “gateways and portals to higher consciousness”).

As usual, no clinical or scientific proof is offered for these statements, only the usual “testimonials.” As if this isn’t enough to identify this practice as completely New Age, the site also recommends other “powerful self-healing techniques” such as the [Silva Method](#) (occult) and the [Emotional Freedom Technique](#) .

Historically speaking, singing bowls are said to come from a Tibetan oral tradition that one source dates back to 480 B.C. It is actually a type of standing bell that sits on the ground, and its sides and rim are struck to produce sound. In Buddhist practice, the bells or bowls are used to support meditation and induce trance-like states. The best known type of singing bowl comes from the Himalayas and is known as a Tibetan singing bowl, but they can also be found in India, China and Japan.

I suspect the use of singing bowls for the purposes described on the New Age site mentioned above are just another on a long list of examples of New Agers co-opting religious practices from the East and turning them into money-making machines. Some of these bowls are pricey, ranging in price from \$149 for a 6” “Optically Clear” bowl to \$2,999 for an 18” “Solid Gold Classic Frosted” bowl.

It’s also important to note that music therapy is used to treat many kinds of ailments, from arthritis to mental health conditions, and there is much legitimate research being conducted in this field. However, a person does not need to dabble around in Eastern religions or New Age-infested copy-cats to reap these benefits.

Lastly, there is absolutely no evidence that people have a “vibration” that can be re-tuned in order to affect healing or that music can “awaken” DNA.

Send your New Age question to newage@womenofgrace.com

Allergies:

Melanie had been dealing with the annoyances of allergies her entire life. She was in good company though, as her entire family experienced the same problems. Melanie's specific case affected her arms, elbows, backs of knees, face, and scalp. Using soap or shampoo was out of the question.

When an allergy attack comes on her face breaks out with fluid which she can feel in her ears. In additions, there is a burning in her neck. As a result of these conditions she has a general feeling of distress all the time and is unable to go out and socialize. In attempts to lessen the allergic symptoms she has taken corticosteroids and remains on a daily regimen of antihistamines.

After listening to sounds for 5-6 hours a day Melanie experienced perfect health for 10 days-no swelling or itching. Following this time period Melanie's headphones went completely dead on one side leaving her to listen to the sound in only one ear at a time. This lack of consistent sound resulted in a reversal of all the positive results and left her again with itchiness and swelling. Melanie quickly purchased a new headset and returned to the previous routine of listening to the sounds; the symptoms disappeared with the broken headset.

Melanie is now back in Australia with her family relaying the good news of her vanished allergies.

Autism:

At the age of 3 Jocelyn was diagnosed with a form of autism. At 6 years, old she still experienced many of the symptoms of this disease.

Jocelyn came to Sound Health to work with Sharry in attempts to reduce some of the symptoms. A Vocal Profile showed that Jocelyn was highly sensitive to bovine protein. Jocelyn's diet was changed to remove all the milk and milk products.

Jocelyn's mother observed that this reduction of milk in her daughter's diet greatly reduced the autistic symptoms. However, even the smallest amount of milk can trigger the symptoms to reappear. If Jocelyn ingests milk or milk products, listening to low frequency analog sound relieves the autistic symptoms.

Bipolar & Schizophrenia:

Mike had been treated over a period of several years for a variety of personality disorders. Mike was unable to function in society, hold a job, or maintain normal social relationships. Mike was so medicated that it was hard for him to talk. He slept most of the time and was hard to awaken.

As a result of his disorders, Mike had been hospitalized several times. He was on a strict regimen of medications ranging from anti-anxiety to heavy-duty anti-psychotic drugs. Mike was also under the care of a psychiatrist.

Vocal Profiling then showed that Mike had hypercalcemia (high calcium). In addition, textbook research has shown psychotic and schizophrenic behavior to be a symptom of high calcium. In Mike's case, his disorders stemmed from an inability to use calcium. Also, vitamin D was inactive. When given the sounds to stimulate the use of calcium and Vitamin D, Mike asked about his mother. "Where's Mom?" were the first words and indication that he was able to interact with his environment appropriately. He later asked his Dad, "How you are doing, Dad?" His father reported that this was a first in many years.

Many of these case studies show that emotional symptoms can be biochemical in nature. The pathways for each of these chemicals will be followed to determine the breakdown in the procession sequences for these individuals.

Brain Injury:

Coryn's painful and debilitating symptoms occurred after she was hit on the head with a steel pole. Brain damage led to symptoms that were numerous and varied. Following the injury, she could not sleep well and was plagued with nausea and seizures. She had no stamina, found herself dizzy, and experienced whiplash as a result of the trauma. She could not hold things in her right hand and her penmanship deteriorated. Both initiation and communication skills were greatly diminished.

Coryn received sound from practitioner Ariel Wolfe leading to highly encouraging results. She picked up a shoe with her right hand and held onto it, a feat many take for granted, but one Coryn could not perform after the accident. She also performed a special meditation technique with the sound that she had not been capable of performing since the accident.

Five weeks after the initial presentation Coryn reported even more positive results. She experienced a greater feeling of contentment and increased energy. The nausea subsided and she doesn't get dizzy when she changes lanes while driving. She can hold things in her right hand, and her handwriting is legible again. She sleeps at night, her memory is better, and the few seizures that she has are not as intense as before. Coryn has gained confidence, started exercising, remodeling her home, and has even gone dancing!

Cerebral Palsy:

Josh was diagnosed with Cerebral Palsy (CP) at the age of 2.

Cerebral Palsy is a group of conditions that involves varying degrees of impairment of the nerves and muscles. For Josh this condition led to decreased muscular coordination and limited muscle control. He could not walk any distance and when he did walk it was only with support.

CP further affected Josh's speech and limited his vocabulary to simple words such as "Mom" and "Dad." Due to the CP Josh also suffered from periodic seizures.

In attempts to alleviate these symptoms Josh underwent numerous treatments ranging from traditional medicine and therapy to hydrotherapy and audio training. Other treatments included patterning, horseback riding, the spinning chair, cell therapy, and techniques found at the Spectrum Center. All these treatments provided only limited success, leaving his parents still searching for a program that would enable Josh to walk without support and expand his vocabulary.

Foremost in their minds, however, is finding a way to control Josh's seizures.

After being given a BioAcoustic Evaluation and specific sounds to listen to, Josh's muscular coordination improved and he walked five steps without support. Josh's teacher reported that he was more active in class. His vocabulary increased by sixteen words, and he was able to use his vocabulary to form a sentence. Josh even got up during a recent session and walked, with the help of the wall, to the bathroom.

When interacting with other people Josh can follow orders and ask for things. He even mocked Barney, the purple dinosaur, the other day. Prior to BioAcoustics Josh had not been able to perform any of these activities. These activities proved to be a result of the sounds. When the speaker broke and Josh couldn't receive his sounds he reverted completely to his dependent state. While the sounds helped in almost every other aspect of Josh's conditions, attempts to find a sound to control the seizures continues.

Chemical Poisoning:

At seven years, old Andi was the top reader in her class. On the last day of school, she went home, and over the course of the summer, she forgot how to read. She had problems with her memory, and when it was time to go to school again she was embarrassed and reluctant to return. Andi was placed in a special reading class to try to help her return to the reading level she had achieved the year before.

Andi's BioAcoustic evaluation showed that she was possibly poisoned with formaldehyde: a chemical preservative. Over the summer her family had moved into a mobile home. The instructions for this mobile home warned that formaldehyde levels might be a problem.

Andi began a program of low frequency sound in combination with cleaning the air in the mobile home with an ozone air filter.

Immediately Andi's teacher noticed striking differences. Andi's self-esteem soared. Following the findings with Andi, her siblings were tested and entered the program as well. As a result, behavior problems decreased and there were considerably fewer arguments in their home.

"It was painless and inexpensive." -Andi's mother

Degenerative Arthritis:

When Ellen was 13 doctors diagnosed her with arthritis.

She spent a large part of her life living with the pain, with medications offering little relief. As she grew older her condition continued to deteriorate as a result of the degenerative nature of this arthritis.

Severe pain was at the center of her symptoms, and her knee was the central point of the pain. Ellen also experienced inflammation of joints, particularly in her arms and legs. To combat the symptoms, doctors prescribed anti-inflammatory, analgesic medication. Ellen also did moderate exercise and used hot compresses for "sore spots."

After all the failed attempts at pain alleviation Ellen found Sound Health. Immediately after giving a vocal print and listening to the presentation of sounds Ellen's pain lessened. Following further sound presentation many of the aches associated with the arthritis were greatly reduced, and she no longer needed the pain medication.

Down Syndrome:

April was diagnosed with Down Syndrome, a condition known to cause immature neurological and metabolic systems, slow speech development, slow physical growth, and a weakened immune system. April also experienced undeveloped speech patterns as a result of her condition.

Her parents had enlisted numerous treatments with only limited success. The methods attempted included live cell therapy, Tomatis Listening Therapy, Chinese herbs, macrobiotic diet, acupuncture, stimulation program from Dorman/Delacato, and Super Blue Green Algae. While each treatment provided some relief from symptoms no single one offered a final solution.

After listening to the sounds for only 90 minutes April's condition began to improve. She was able to control her facial muscles better and she had more eye coordination. Within 24 hours of the first treatment even her posture improved.

Heart Arrhythmia:

Luke's problems included, but were not limited to an arrhythmic heart. He had experienced recurring problems with both knees for 10-12 years, and had never felt full suppleness in his knees. He had hay fever, poor circulation, and blurred eyesight. In addition to his health ailments he felt stress as a result of family situations, his mother had acute heart problems and eventually had a heart transplant.

Following a BioAcoustic assessment Luke listened to his sounds intensely for 3-4 weeks. As a result, he experienced a new mental calmness. Following this intense utilization of the sounds he stopped listening to them. Still, he has been walking properly for 2 weeks. In addition, his heart arrhythmia improved by 80% with a steady heart rate of 60 and only minor fluctuations. The sounds aided both his mental and physical states.

Hyperostosis:

Melissa was diagnosed with Hyperostosis-neurofibromatosis.

Hyperostosis, commonly referred to as “Elephant Man’s Disease,” is characterized by an abnormal growth of brain tissue. The excessive bone in her skull places pressure on her brain.

Neurofibromatosis, also known as Recklinghausen’s disease, is an inherited disorder marked by the development of multiple, soft masses of nerve fibers in various sites.

Because of her conditions, Melissa experienced severe headaches and memory loss. She had pain throughout her body, ruptured discs, burning sensations, and uterine tumors. Her eyesight diminished. In addition, she experienced thyroid problems and extreme PMS symptoms.

In attempts to lessen the effects of the disease Melissa received pain shots for headaches, medications for her thyroid, glaucoma, and Grave’s disease, and large doses of over-the-counter pain relievers. Unfortunately, as a result of allergic reactions to anesthesia and numerous other medications her treatment has been greatly limited.

Doctors have only been able to treat the symptoms as they occur since not enough information is known about the overall disease. According to her doctor, Melissa’s condition is slowly progressive and will ultimately lead to an early death.

Melissa’s immediate reaction to sounds was an overall feeling of calm combined with a feeling of inebriation. The client said it was as if pain was drawn out of her body and into the speaker. Following 8 weeks of sound, she reported that there was a reduction in overall body pain and her headaches were bearable. When previously Melissa placed her pain at a 13 on a scale of 1-10, sounds moved this scale to a 3. Sounds allowed Melissa to reduce her medications to only one tablet, if any at all. She slept without muscle spasms, felt an increased mobility and a reversal of PMS symptoms. Her appetite changed, her fingernails grew, and she was able to remain in one position without stiffness or soreness. Melissa also noticed a drastic change when she acquired a sinus infection and cold. When prior colds led to pneumonia and bed rest, this cold, with the help of the sounds, led only to one day of bed rest and a sluggish feeling the remainder of the week. Today Melissa reports that she’s not had a case of pneumonia since.

Leaky Gut Syndrome:

Ann, a 70-year-old amateur ecologist, suffered from skin irritations and digestive problems her entire life. She came to Sound Health by physician's referral with skin rashes, hives in response to eating, and digestive complaints leading to an extremely restricted diet. As a result, Ann's weight was very low.

Ann's daily skin care regimen lasted several hours a day to alleviate her skin that was cracked and bleeding in some places. In addition, her legs were red, sensitive, and swollen.

The Frequency Equivalents™ for the intrinsic factors produced in the stomach and bowel lining were stressed. Her vocal print revealed immune response inflammation at the cellular level as well as histamine issues. In addition, Ann's print showed a genetic disposition for bowel inflammation as well as a stressed Quinolin acid, part of the pathway to digest niacin.

Ann's physician collaborated with Sound Health and started her on a regimen of cysteine (NAC), glutamine, stearic acid, NAD, individual digestive enzymes, and choleus forskohlii (herb for inflammation). Since Ann could not continue to implement this plan orally, she was given the NAD through drops and drips by her attending physician.

Ann's symptoms have remained controllable since she began the regimen if she continues to follow the nutrient and sound plan.

Macular Degeneration:

On Thursday morning, the most remarkable thing had happened. My left eye stopped bleeding! For the entire last year, I've had small bleeds on the upper right quadrant of my retina and a small bleed in the middle of the retina toward the bottom of my left eye.

Since then I have stayed on the tones. Sharry, my eyes are most definitely improving. More light is moving through the blind spot. My blind spot is the size of a dime within my eyes or the size of a palm of someone's hand in front of my face.

In addition, more good news is that the special glasses from the Sight Center are now too strong. However, nothing could have prepared me for what happened the following week.

I went to a new ophthalmologist here in Hamilton, Ohio. After examining my eyes, he said he had to change my prescription for my contact lenses because my vision has improved. You may wonder why on earth I was wearing contact lenses. The lenses are to correct what little vision remains – my peripheral visions. Sharry, this is the same prescription I have had for probably 15 years, at least 8 years before the time I had gotten ill. Yet the doctor was not telling me that my prescription was too strong! So, this means not only is my peripheral vision expanding, and the vision I do have is sharper and I can discern color, and light is coming thru the blind spot, the non-blind part of my eyes is improving.

Thank you for giving me back my song and with that song, my laughter.

Muscle & Bone Trauma:

In January 1993 Bob Bethel was lucky to be alive according to his doctors. He had just survived a serious motorcycle accident that left his lower right leg severely damaged. He endured multiple major surgeries and hours of reconstructive surgery in attempts to save his leg.

As a result of the trauma, Bob experienced frequent, severe pain and swelling in his right ankle. With the mobility and strength in his right ankle greatly reduced, Bob also found it difficult to stand for any extended length of time. Further his walk was distinguished by a limp and running was impossible, leaving tennis out of the question entirely.

Bob underwent all the typical treatment following his surgeries.

There were hours with the physical therapist, and at the end of the work hopes for recovery were slimmer than ever. His physicians felt that his right leg and ankle were as good as they were going to get and pain and swelling were going to be a part of daily life.

Bob met Sharry and visited Sound Health as a last resort. After only two sessions of sound presentation Bob noticed a marked decrease of the swelling in his ankle, and his mobility had noticeably improved. With a continued regimen of sounds to listen to Bob experiences almost no pain or swelling, and he has regained enough mobility in his ankle to play tennis. He was even asked to Coach a local team!

“The swelling is gone . . .there’s almost no pain . . .I had severe limping and couldn’t run at all, now I can run . . . almost.”

-Bob

Multiple Sclerosis:

In the summer of 2001, Dr. Russ Rudy began to experience numbness of his feet and legs. In 2001, he had a syrinx (fluid filled cavity of the spinal cord) removed but his health continued to deteriorate.

After being treated by doctors at the Ohio State University Hospital and Cleveland Clinic, being subjected to numerous CAT Scans, blood tests and 15 MRI's, Dr. Rudy was eventually diagnosed by the Mayo Clinic as having a progressive neurological disorder. "They didn't see much in the way of treatment or hope", reported Rudy. "I regressed to the point that I was using a motorized scooter to try to practice medicine," reported Rudy.

Since the medical community offered no encouragement, Dr. Rudy tried several alternative modalities including acupuncture, hypnosis and BioAcoustic Vocal Profiling.

"The main therapy that has helped me the most has been BioAcoustics; a type of research that uses vocal profiling. In the last year and one-half the changes have been remarkable. I no longer require the scooter or wheeled walker or even a quad cane. I use a straight cane for balance. My mobility has increased. I can now drive like I used to without the special hand controls. The feeling has returned to my legs and I'm no longer experiencing the numbness except one "When I first started BioAcoustic Sound Presentation, I was very weak; my stamina and tolerance for exercise was very low. I could lift 10 lbs. when attempting knee extensions. I can now lift 115 lbs. and I continue to show improvement. I'm stronger and less tired."

small spot of my foot."

Nutritional Screening:

Lori was a volunteer subject for a student intern, and as a result she was asked to reveal as little as possible. Regardless, voice spectral analysis revealed to Dr. Robinson that Lori had low iron. This fact was confirmed by Lori and a blood test at a local lab.

With the development of a computer program to do the analysis, it takes only seconds to look at hundreds of values. Each nutrient is scanned for presence/lack of presence and use/lack of use. Not only are we able to determine the presence/absence and use/nonuse of nutrients, but the program has been able to define the extensive interactions between the nutrients.

Additional programs are being developed to show hormones, enzymes, and genetic markers as well as other chemical elements and compounds. This method could be particularly advantageous for pediatrics, when taking blood is sometimes traumatic and the time factor is crucial. It will certainly reduce the cost and time of nutritional evaluations.

The vitamin industry would certainly benefit in being able to quickly and quite accurately individualize nutritional programs.

Open Heart Surgery:

Dear Sharry:

I am writing with yet another update about Mia's health and to thank you for helping her as much as you have. She had open heart surgery on March 21 and came through it beautifully. (It seemed to be much more traumatic for her parents than for her.) She was, in fact, the first child in ICU in many, many years that did not need morphine after the general anesthesia wore off. The doctor gave her Tylenol with codeine and had to look up the dosage since it was the first time he prescribed anything but morphine. Mia was only in the hospital for a week and was out of bed on the third day. She rarely complained about pain. All in all, it wasn't as bad as we thought it would be.

When Mia came home to recuperate, we noticed an increased energy level which we are sure is due to the sound therapy. She was supposed to take it easy, but that was easier said than done. When she went back to her cardiologist for a checkup ten days after her hospital release, he said that she was in perfect shape and did not have to be restricted in any way. Three weeks after surgery she rejoined her gymnastics classes and preschool. We doubt that her recovery would have been as fast and effective without the SMAD. Thank you, thank you, thank you!

We truly thank you, Sharry, from the bottom of our hearts and the bottom of Mia's newly repaired on.

Most sincerely, Claudia

Pharyngeal Phase Dysphagia:

Diagnosed with severe pharyngeal phase dysphagia (PPD), Soleil experienced recurrent bouts of aspiration pneumonia. Due to the complications, she experienced when she attempted to eat food she had a behavioral aversion to eating. In addition, Soleil had a congenital atrial-septal defect and had been diagnosed with lead poisoning.

As a result of the PPD, Soleil had great difficulty swallowing. Her problems with pneumonia occurred often since liquids in her mouth tended to flow into her lungs.

Physicians reported that Soleil's condition was the worst they had ever seen and the best way to ensure that she received the proper nutrients was to fit her with a feeding tube.

No traditional medical therapy helped with her condition.

Her mother Pam placed hopes for Soleil's recovery in allopathic and alternative therapies. Some other treatments included time with a speech pathologist, an occupational therapist, a Reiki practitioner, and a cranio-sacral osteopath. She also received photon-generated lymph drainage treatments and kinesthetic nutritional counseling.

When Soleil came to Sound Health for a BioAcoustic Evaluation, Pam was amazed when her daughter's voice print revealed stress in the throat muscles and neck, the exact points matching Soleil's problem areas. While listening to sounds, Soleil sipped water comfortably; however, when the sound presentation ended she coughed and choked. In the second day reevaluation Soleil swallowed without difficulty and even ate a few small curds of cottage cheese. After witnessing the effect of sound on her daughter, Pam decided to continue with the sound presentation to strengthen Soleil's throat muscles while introducing more solid foods more frequently.

Rheumatoid Arthritis:

Penny dealt with the painful symptoms of Rheumatoid Arthritis beginning at the age of 10. As she grew older her condition worsened with a noticeable downward turn since her forties.

Her symptoms were typical of the disease with stiffness, weakness, and swollen ankles contributing to an overall loss of mobility. In addition, she experienced pain in her knees, hips, shoulders, and wrists.

When Penny began working late in her teens she found that her condition began to worsen. Doctor's prescribed traditional therapy and medication in attempts to reduce the painful symptoms. Unfortunately, after two years' negative side effects as a result of the medication forced her to discontinue their use.

The pain became so unbearable that Penny was unable to move. She turned to BioAcoustics for help. The results were immediate. Within minutes of the first sound presentation, Penny felt relief from the pain that had plagued her for years. She decided to continue using Sound Therapy for pain relief as well as improved mobility. Penny has found that climbing the stairs is no longer a chore.

“It really helped me with my pain.”

“I'm not as depressed. I feel like now I can plan. I can have a future now.”

“I can go on with my life.”

-Penny

Syringomyelia:

Cynthia underwent multiple brain and spinal cord surgeries in attempts to correct the symptoms of her condition. These included chronic pain that elevated to acute pain crises several times daily. She had poor circulation in her legs, and experienced a loss of strength and sensation in her feet and legs. Cynthia had an angina. On top of these problems she battled with insomnia. She was taking numerous medications to try to curtail the severity of the symptoms.

After receiving low frequency sounds, Cynthia's pain was greatly relieved. Her medications, such as Flexeril, Trazodoe, and neurontin, were all reduced. For the most part she has stopped taking Vicodin, Toradol, Iuderal, and NTG. She no longer needs nerve blocks.

As a result of the sounds Cynthia experienced an increase in pain control. She became more aware of the location or source of pain and was able to describe the type of pain better. Her sleep was greatly improved as is the circulation in her legs. Where her legs were previously ice cold, they are now warm. Her mood is up and her head has cleared. Cynthia's balance has increased. Overall, she is able to accomplish more.

TMJ:

Throughout her life, Dorinne had experienced varying degrees of jaw problems. In high school, she had been bothered with pain and difficulty using her jaw, but the pain had subsided. This pain was accompanied by difficulty opening her mouth, at times limiting the amount and types of food that she was able to eat.

Following surgery in which she was under general anesthesia Dorinne found that the pain and inability to open her mouth wide returned. During the entire surgery, her mouth was propped open and when she awoke she found that she could only open her mouth to an angle of 60 degrees. In addition, she found it painful to chew certain crunchy foods. Additionally, she had to cut her food into small pieces and twist the fork in strange directions to get bites into her mouth.

During a visit to Sound Health, Dorinne mentioned her problem and was given a BioAcoustic Evaluation. Frequencies were matched and Dorinne listened. One sound eased the pain that she felt in her jaw. The other had visible results, helping her to open her jaw to a 95-degree angle. After listening to the sound Dorinne even opened her mouth wide enough to eat a raw carrot and a piece of raw broccoli!



Say Goodbye to **Allergies™**

This software evaluates levels of substances that can affect allergies and asthma; including medications, bio chemical's, vitamins, minerals, herbs, toxins and immune system components.



Asthmathematics™

The increase of food additives and environmental pollutants has caused asthma to be on the rise. This software is designed to create management reports that will help determine the FE causes of airway obstruction, cough chest tightness and recurrent difficult breathing.



BA Adrenal Burnout™

The ever-increasing speed of modern life with information and dead-lines pummeling the brain can initiate a "fight or flight" response. This excessive stress can cause adrenal overload. Considers genetic and biochemical factors.



BackOut

BackOut was created specifically for the millions of back sufferers and their medical providers. It includes frequencies for the Spine, back and abdominal muscles that create back stress and pain
Helps identify root cause of Back Stress



The Gray Matter of **Alzheimer's**

No one on this planet really understands the ravages of Alzheimer's on the human brain. This is our attempt to add Bioacoustics information that may permit prediction, repair and prevention of this silent killer of the mind.



Anxiety Cubed™

Often referred to as "nerves" and dismissed as being minor, the increasing incidence of anxiety as a cause as well as a symptom of severe, life incapacitating syndromes cannot be underrated. This program evaluates causes and therapies of anxiety.



Exploring Arthritis™

Americans are living longer and expected to remain active and self-supporting. Arthritis can affect not only overall quality for life but the ability of a person to care for themselves. This program differentiates between types of arthritis as well as causes and therapies.



BioDiet™

An incredible evaluation of the neurotransmitters responsible for weight management. Includes GABA, Insulin, Dopamine, Serotonin and Epinephrine Frequency Equivalent factors and proteins to help identify weight related issues.



BioHazard™

Man's inhumanity to man and innocent animals is acutely shown by our ability to muck-up our planet with man-made hazards that are resistant to antibiotics, flesh eating bacteria, gene altering and we will continue to add new biohazards as warranted.



BA Blood Factors™

A stroke is the rapidly developing loss of brain function (s) due to a disturbance in the blood supply to the brain likely caused by a clot. There is early warning factors and controls that can be Bio Acoustically monitored in hopes of preventing deficits in cognitive and/or tissue damage.



Blood Works™ - Professional Version Only

Provides a Frequency Equivalent analysis of individual blood status. Not designed to replace medical laboratory reports. This software should only be used for research comparison purposes.



Super Brain™

Designed to reveal information to support optimal form and function of the human Central Processing Unit. Could be used to provide guidance for a variety of issues that deal with the physical function of the brain.




Cancer Absolute™

Cancer Absolute - Lists all of the common biomarkers found in all BioAcoustic cancer studies. Cancer Absolute is a quick and easy way to compare concurrent bio frequencies found in the profiles of clients diagnosed with cancer; covers most types of cancer and cancer treatments.



Cancer Crusade™ - for experimental use only

Early assessment is the greatest advantage for survival of this killer. Advances in medicine indicate people are living longer with cancer diagnosis. As well as aiding in detection, this program can help monitor the debilitating effects of treatment of both medications and radiation.




Containing Cholesterol™

Cholesterol is an essential component of all cell membranes. It helps establish proper permeability and fluidity. It is required to build and maintain nerve sheathing, intracellular transport, production of hormones and neurotransmitters.



Circulation Rotation™

Designed to identify Frequency Equivalents related to movement of fluids and associated elements and compounds through the vessels of the body.



Connection Reflections™

Designed to perform BioAcoustic evaluations of potential inflammation associated with joint and muscle pain; and the accompanying lack of mobility and stiffness of tendon, ligament and connective tissue.



Depression Depths™

Depression deters you from continuing a path that is not conducive to your optimal wellbeing. Check here for nutrients, toxins, biochemistry and genes associated with depression.



Detox Deterrents™ - An Apple a Day Keeps the Doctor Away

Designed to assist the body to identify toxins, pollution, radiation and harmful elements associated with the need to detoxify.



Digestion Basics™

Examines the many facets of indigestion and digestion. From mastication to elimination, foodstuffs go through thousands of processes to create useful compounds in support of life and living. From absorption to elimination, from kitchen to bathroom, these pathways are fascinating.



Disturbing Liver™

Designed to identify liver stress associated with such issues as diabetes,

infertility, nerve degeneration, high cholesterol, Alzheimer's, adrenal stress, statin drug usage... Does not cover injury to the liver due to alcohol abuse.

A liver that is not functioning optimally may be a contributing factor for many inflammatory, immune, reproductive, circulation, obesity, toxicity and cognitive disorders. In the wake of potential statin drug damage, this software is a must for those working with any of the issues above.



Edema Anguish™ - Mini Series Software

Uncomfortable and often misunderstood, edema can be transfiguring and incredibly troublesome. Fluids from many sources, a myriad of causes and illusive organ systems can be involved.



Eye Watcher™

Designed to help monitor the frequency relationships of nutrients, genes, muscles, proteins and biochemical of the eye associated with Macular Degeneration, Cataracts...



Fatigue Fundamentals™

Exhaustion plagues millions of people each day. Mental, biochemical, emotional and physical issues are involved. Explained in terms of Frequency Equivalents™, the many facets of fatigue are examined.



Fat Switch™

Individual metabolism is the key to weight management. Our genetic "thirty genes" designed to allow us to survive during

nature's "feast & famine" conditions may be what has turned against us now. Fat Switch software was designed using the

Dr. Richard Johnson's research into how uric acid, Vitamin C, corn syrup Cortisol and many other mitochondrial

biochemistry may be influencing your weight management goals.



Fatty Liver Factors™

The accumulation of fat in the liver has been found to be a contributing factor to diabetes, infertility, high cholesterol, obesity, enzyme and hormonal stress.



Fibromyalgia Rubble™

Considered by many to be a "non-disease", the debilitating effects of

Fibromyalgia continue to frustrate the millions who suffer from long-term, body wide pain and tenderness of joints, muscles, tendons, and other soft tissues. It is very likely that Fibromyalgia results from the body's inability to rid itself of debris and toxic chemicals. The commonality among the Fibromyalgia sufferers is an abundance of lactic acid, too little pyruvate, too little cellular oxygen and/or an abundance or unbalanced level of iron.



Flexibility

Joints, Muscles, Vessels, Organs, Tendons, Ligaments Nerves...they all need the ability to move and flex in order to serve the body in an optimal fashion. So, if mobility of any structure or fluid in an issue for you, maybe the answer is in the BA FLEXIBILITY Software



Food Additives™

Seasonings, stabilizers, flavorings and colorants enhance the taste of food but some pretty strange ingredients are involved; from beetle blood, to embalming fluid. When you find out what you are really eating you may want to become a raw food enthusiast.

Gallbladder Distress™ - Mini Series Software



The gallbladder creates bile which helps the digestion of oils and fatty foods. If fats and cholesterol are not properly digested, gallstones (hard pebbles) can form within the gallbladder. Humans can live without a gallbladder but many contributing factors can be identified before surgery becomes necessary.

Hair Apparent



The normal cycle of hair growth lasts for 2 to 6 years. Each hair grows less than 1/2 inch per month during this phase. About 90% of the hair on your scalp is growing. About 10% of the hair on your scalp is in a resting phase. After 2-3 months, the resting hair falls out and new hair starts to grow in its place. In case it is apparent your cycle is off balance, we want to help you make it grow.

Hearing, Smelling, Swallowing, Tasting



Hearing, Smelling, Swallowing, Tasting was created at the request of BioAcoustic Provides who work with clients who have lost the ability to use our senses that have been dulled by age, accident or medical stress and damage.

Heart Tracker™



Designed to monitor heart health. Includes hyper/hypotension, circulation, clotting factors, genetics, environmental issues, enzymes, proteins... This is an upgrade of the original Heart software.

Hormones/Receptors™



What happens when hormones are present but not useful? Personal experiences can become a distorted, painful, dark place. Unfortunately, you can't interact or purchase a Hormone Receptor over-the-counter but identifying the frequency your Hormones and Receptors can begin to explain what makes 'our world go 'round.

Immune Rise™



Every person on earth is different; their DNA proves it. DNA guided, Immune Rise reports are based on your own unique genetic code in terms of your potential to maintain immune integrity. Many companies test DNA in terms of disease expression. If expense and time is an issue, Vocal Profiling results are nearly immediate, non-invasive and cost effective.

Incontinence Pressure™ - Mini Series Software



As our society becomes more stressful, our bodies rebel. Two of the initial minerals to fall prey to stress are calcium and magnesium. This software seeks to identify issues dealing with incontinence which are just one of the outward indicators that a much larger fluid-exchange disruption may be manifesting throughout the entire body.

Inflammation Detectors™



Inflammation is a protective attempt by an organism to remove the injurious stimuli as well as initiate the healing process for the tissue. This software attempts to evaluate long term inflammation associated with joint/muscle pain, loss of structural function/mobility and organ/vascular insufficiency. Many diseases are thought to have their origins in inflammation and the lack of appropriate inflammatory mediators.

Insulin Resistance™



Metabolic Syndrome X (also known as the Metabolic Syndrome, Syndrome X, and Insulin Resistance Syndrome) is a cluster of symptoms that may be caused by a combination of genetic and lifestyle factors. Bio Acoustically it includes receptors, proteins and genes in support of optimal blood sugars.




Kidney Functions™

These exquisitely designed biofilters serve several essential life functions. They include homeostatic functions, filtration of the blood, removal of wastes and reabsorption of vital nutrients and water. They also produce the hormones calcitriol, renin and erythropoietin.



Krebs Cycle™

The Krebs Cycle software explores the body's energy production biochemical that are essential for everyone from birth to death; but especially important for anyone with cellular and immune issues. The Krebs Cycle supports our constant need for energy on all levels.



Life Sines™ (Fertility and Reproduction)

This experimental program evaluates the natural processes of female and male fertility factors. It also provides a tool to monitor pregnancy throughout the entire gestational period, labor initial and delivery.



Lewy Body Dementia

Affects an estimated 1.3 million individuals and is often mistaken for Parkinson's or Alzheimer's. Symptoms include loss of motor control and mental decline. This is the disease that pushed Robin Williams, actor/comedian, over the edge. Early detection is possible.



Lingering Lymes™ - Mini Series Software

An emerging infectious Lyme epidemic is being experienced in the US,

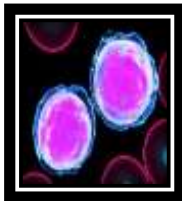
particularly the northeastern part of the country. Lingering Lyme was designed to identify the presence of all three Lyme associated bacteria. Without identification and early treatment symptoms can become latent and later emerge as an attack on joints, heart and the central nervous system. Both ALS and Multiple Sclerosis have been mistaken for Lyme Disease.



Lipedema

Often mistaken for Obesity, Lipedema is an entirely different

issue brought on by the body's inability to move and appropriately metabolism fatty materials within the body. Often identified with a small upper torso and large hips and legs; this unrecognized disease is often misdiagnosed



Leukemia Looking™

disgusting food, bad water, bad air, bad thoughts, stress... all are pushing our bodies over the brink of overload; and the body is repelling by refusing to renew itself is the plethora of leukemia diagnoses a result of the insult we are levying on our bodies to the point of extinction.



Lupus Trails™

Lupus is an autoimmune disease associated with connective tissues. Lupus can affect any part of the body causing inflammation and tissue damage.



Lymph Essentials

The lymph system circulates interstitial fluids throughout the body.

Lymph vessels collect and exchange fluids that act to filter, cleanse, maintain and drain away unwanted debris. The lymph system is known to be immune supportive. Damage to lymph nodes can be genetic, from medical treatment, physical damage to lymph nodes and inflammation. Lymph fluids contain white blood cells, especially lymphocytes that attack unwanted pathogens



Maintenance & Repair™

Bio Acoustically speaking, the body defines itself using frequency. These same

frequency based biomarkers are used as a communication system that manages the cellular restructuring of the vibrational blueprint for all maintenance and repair. This program strives to identify and focus on the cellular scaffolding of the



Mapping Methylation™

The Methyl Cycle is the backbone of our physiology. Its functional status

determines our resistance or susceptibility to environmental toxins and microbes. A defect at any one point in these interlocking cycles will inevitably affect the remaining pathways and your overall health will then suffer. If the Methyl Cycle abnormalities are not addressed, underlying, unexplained or chronic illness will remain chronic and unexplained. It is the Methyl Cycle abnormalities that



Medication Mapping™

Hundreds of new pharmaceuticals are approved each year. Negative drug

side-effects are expected and budgeted into production of any new drug. Bio Acoustically identify medications and their potential interactions with individual wave file samples.



Menses™ - Mini Series Software

Referred to as "a period" or "that time of the month", women from puberty to menopause experience a menstrual cycle that is part of human reproduction. This software concentrates on skipped menses (amenorrhea), heavy (menorrhagia), painful (dysmenorrhea) and light (hypomenorrhea) cycles in an attempt to identify factors involved in an atypical Menses.



Migraine Manager™

Migraines are one of the most debilitating, intermittent disorders on the planet; just ask anyone who experiences them. Migraines are primarily circulation, hormonal, genetic and/or stress related but can also be caused by structural misalignment. This program was designed to identify the frequency based biomarkers associated with migraines.



Muscle Management™

Want to keep your players off the bench? Want to be able to efficiently plan your next workout? Muscle Management has the ability to Bio Acoustically predict weak or strong muscles before they become an injury.



Muscle Performance™


Want to play a better game, an injury free game? Let Muscle Performance

Bio Acoustically evaluate your muscle status as you prepare to engage in your favorite activity/sport. Individual reports for each sport or a combination of reports can be created with just a few clicks of your mouse.



Nerve Degeneration™

An extensive list of brain components is evaluated in this program as well as toxins, biochemicals, medications, vitamins, pathogens; the involvement of measles/mumps that may affect nerve degeneration; plus, evaluations in relationship to Parkinson's, MS, and ALS.



Neuroplasticity™

Optimize your brain power by seeing that your old brain learns new tricks. Includes a variety of brain enhancing nutrients and supplements.



New Skin™

The barrier between our body and the outside world is largely taken for granted. Learn about the function, uses and difficulties of our largest elimination organ, the skin.



New Woman™

Designed for the modern woman who wants to monitor biomarkers associated with women issues surrounding female, hormonal related Cancers



Nutritional Consultant™

You could be taking the wrong supplements. Bioacoustics Vocal Profiling software can provide a daily determination of nutritional needs in terms of the Frequency Equivalents™ for vitamins, minerals, fatty acids, amino acids, antioxidants, cell salts and enzymes.



OsteOporosis™

Prevention of "Dowager's Hump" or other bone loss scenarios become more critical as we live longer. This program evaluates genetic susceptibility to osteoporosis as well as preventative measures and therapies.



Parkinson's Commons™

Designed to separate a diagnosis of Parkinson's into several other possible issues: dystonia, tremors, Lyme's, tetanus, inflammation, allergies, wheat sensitivities, nerve degeneration, radiation exposure, Maintenance & Repair, vocal damage, Seizures and spasticity. Not inclusive for any of these issues but contains some major FE's from each.



Parkinson's Influence™

Parkinson's Disease is a degenerative disease of the brain's central nervous system that often impairs motor skills, speech and other functions. In 2004 Pfizer sponsored research showing that biomarkers for Parkinson's could be predicted using vocal profiling.



Peripheral Neuropathy™

PN is damage to the nerves that cause a loss of sensation or feeling. Often associated with lack of B vitamins, trauma or systemic disease such as diabetes.



Peyronie Points™

Peyronie's disease is a condition in which a man's penis is bent by the development of fibrous plaques or nodules on the shaft of the penis. The emotional distress from


Peyronie's, AKA bent or crooked penis, is sometimes more difficult to treat than the actual symptoms. May evolve into Dupuytren's contracture.



Plant Enzymes™ from Therazyme

Based on the enzyme products created by Howard Loomis that help the body use plant based enzymes for optimal digestion. Each enzyme is

correlated with nerve innervations of spinal vertebrae.



PreVac™ - pre-and post-identification

Experimental computer program designed to identify the potential negative reactions to immunizations and vaccinations.




PTSD - TBI™ Post Traumatic Stress Disorder - Traumatic Brain Injury

Designed to evaluate frequencies found in the voice that are associated with the genomes, proteins, activators, nutrients, receptors and neurotransmitters of Post-Traumatic Stress Disorder and Traumatic Brain Injury – specifically developed with our returning soldiers in mind.



Radiation Plus™

Fukushima is an eminent source of radiation exposure but what about other types of radiation that we are exposed to every day. Includes information about MRIs, x-rays, microwaves and radio transmissions.



Radical Factors™

One factor of aging is the body's inability to get rid of waste materials and toxins created by everyday living. Free radicals are known to cause damage to the cells by causing the cell to be less reactive and less able to participate in cell regeneration. Antioxidants ameliorate free radical damage that has been linked to aging.



Recreational Playments™

Designed to show the frequency relationships between psychoactive pharmaceuticals and street drugs.



Respiration Rescue™

Airborne pathogens and toxins are bombarding our body every minute. Lung stress is among the most threatening and frightening threats we can experience.

Designed to be predictive, Bioacoustics Respiration evaluates what you can do to prevent and ameliorate issues that Frequency Equivalents can address.



Rejuvenation™

Designed to identify the genes, proteins and biochemical associated with LIFE renewal and anti-aging.



ReVoice™

Designed to help people recover their ability to speak with ease and efficacy after stroke or trauma has struck.



Seizure Perspectives™

In seizure disorders, the brain's electrical activity is periodically disturbed resulting in some degree of temporary brain dysfunction. Normal brain function requires an orderly, organized, coordinated discharge of electrical impulses. This program provides Bio Acoustical assessment based on Sound Health case studies dealing with seizure concerns.



Shingles Sensitivity™

Shingles are caused by the same herpes zoster virus that causes chickenpox. It is a latent and painful attack of the nerve cell bodies. Designed to identify the

presence of the underlying viral frequencies, Shingles Sensitivity strives to identify the stresses associated with a Shingles outbreak.



Sleeping™

Sleep disorders are increasing in modern society. Various aspects of sleep disorders, medications, vitamins and other factors are evaluated in this program.



CheckPoint™

Many small database's clustered to evaluate the most common modern day dilemmas.



Spasticity and Dystonia™

Embarrassing as well as disabling, these muscle disorders can be inherited and/or caused by physical trauma, poisoning or drug reactions. This program isolates the causes; genetic, biochemical, medication, toxins and other factors.



Teeth Integrity™

What started out as a small tooth identification chart has ended up being one of the largest BioAcoustic software programs. Dental Carries has been identified as the most prevalent disease on the planet. We have attempted to identify which

tooth is associated with which body system and how this correlation can be supported via frequency based biomarkers. *Includes TMJ



Tetanus Trauma™

The long-term symptoms of tetanus are often misdiagnosed as Parkinson's. Tetanus bacteria plays an important part in muscular spasticity, agility, stiffness and pain. *Stiff Persons syndrome often has a tetanus component.



Thalassemia

Thalassemia's are inherited blood disorders that result in abnormal formation of hemoglobin. It can be seen as mild to severe with multiple involvement of iron, folic acid and ferritin issues. Often

the spleen is involved. Most common in Italian, Greek, Middle Eastern, South Asian and African descent.



The Herbal™

From your window herb box to exotic deep forest constituents, we bring you frequency based information about Mother Nature's Medicine Cabinet. We will likely be adding to this compendium of herbs and oils for many years to come.



TheSeXFactors™

Designed to identify and enhance sexual performance and pleasure for partners, groups or self-indulgence.



Them Bones™

Essential to our protection, structure, support and form to our bodies. A myriad of traumas and diseases that attack the bone matrix proteins and supporting minerals are examined in terms of frequency biomarkers.



Thyroid Essentials™

Many health issues find thyroid function at their foundation. Essential to energy production, reproductive issues, immune stability, PMS, metabolism, aging, hormone use and stress tolerance are all related to thyroid function.



Toxin™

Many of the health symptoms resulting from the 9/11 catastrophe are beyond conventional medicine. The first responder heroes are still not getting the comprehensive care that is needed to help identify

the unusual outcomes from this man-made tragedy. Issues from cancers to respiration and beyond are Bio Acoustically identified.



Tremors Troubles™

Involuntary trembling of any part of the body can have nutritional, electrical, genetic, biochemical and emotional causes. This software has been incredibly helpful in identifying the root cause of idiopathic tremors.



Trigger Points

The body is a miraculous network of interconnected neurons that often cross paths with pain sensory feedback. Referred Pain often masks the actual site of experienced pain; while Trigger Points

identifies the origin location and root cause of the pain.



Ultimate Diet™

It's not about calories or exercise! It is about metabolism. The software combines all we know about every organ or system that monitors and manages the metabolism of weight management.



Visible Varicose™ - Mini Series Software

Tortured veins rebel by enlarging and distorting. Although most of the varicose veins that we notice are near the surface of the skin, veins throughout the body can be involved. Varicose veins can be attributed to poor circulation, vascular integrity, vein pressure, valve function and life style. They can also be hereditary.



Ye GAD's!™

One of the most important projects ever to be developed by Sound Health. This software examines your relationship with GAD 65 and GAD 67, two of the most important Genes of the body and the root of nearly all incurable diseases. It exposes genetic engineering that could devastate our health.

Table of contents

Page 2: Preface by Larry Trivieri, Jr.

Page 4: Index

[Section One: Welcome to the Portal](#)

Page 5: Generating a Portal account

[Section two: Preparing your Computer for Bioacoustics](#)

Page 7: Creating files for your desktop

Page 8: Connecting your microphone

[Section three: Utilizing Audacity to procure a Vocal Sample](#)

Page 10: Downloading Audacity

Page 11: Setting your preferences

Page 15: Taking a Voice Print

Page 18: Exporting Vocal Sample to a WAV file

[Section Four: Utilizing the Portal for Optimal Results](#)

Page 19: Entering the Portal

Page 21: Creating a client

Page 22: Importing a WAV file

Page 23: Selecting Templates

Page 24: Viewing Reports

[Section Five: What the Portal Has to Offer](#)

Page 25: Examining the features and support offered by the portal

Section Six: Supporting Articles

Subsection 1- Articles Written by Sound Health

Page 38: Vocal Analysis reveals Angelina Under Incredible Stress

Page 46: Kirstie Alley may have Hibernation Gene Activated

Page 48: Is Bill O'Reilly Guilty?

Page 53: Cher

Page 55: The importance of Trumps Health

Page 60: Kim Kardashian may have incurable, debilitating disease

Page 69: Back Pain Succumbs to Star Trak Medicine

Page 72: Stroke symptoms improved using BioAcoustic Technology

Page 75: Math as Medicine

Page 77: Robin Williams Study

Subsection 2- Supporting Articles Written by Other Sources

Page 83: Cell Sounds

Page 84: Athens Messenger- New study suggest that human voice undergoes changes as people age

Page 86: Neuralgia

Page 88: The therapeutic Use of Sound in Alternative and Conventional Medicine

Page 96: When everybody lies: Voice-stress analysis tackles lie detection

Page 99: Your voice can tell if you have heart disease- study

Page 101: Can Sound Waves Cure Impotence? Technology used to break up kidney stones could help improve blood flow

Page 103: Controversial New Idea: Nerves Transmit Sound, Not Electricity

Page 105: Beyond Verbal Picks up \$3 Million to investigate Voice Patters as s Biomarker for Heart Disease

Page 107: Can “singing bowls” awaken your DNA?

Section Seven: Supporting Profiles

Page 108: Allergies, Autism

Page 109: Bipolar & Schizophrenia, Brain injury

Page 110: Cerebral Palsy

Page 111: Chemical Poisoning, Degenerative Arthritis

Page 112: Down Syndrome, Heart Arrhythmia

Page 113: Hyperostosis

Page 114: Leaky Gut Syndrome, Macular Degeneration

Page 115: Muscle and Bone Trauma

Page 116: Multiple Sclerosis

Page 117: Nutritional Screening, Open Heart Surgery

Page 118: Pharyngeal Phase Dysphagia


Page 119: Rheumatoid Arthritis, Syringomyelic

Page 120: TMJ

Section Eight: Available Software

Page 121: See the listing of our available software and a description of their uses

"I was tremendously impressed by Sharry Edwards work with BioAcoustics at our last seminar. Her vocal profiling was extremely accurate, and unveiled causations to health issues that would have been otherwise impossible to identify. For example, one of our staff members has been experiencing a mysterious and overwhelming fatigue for several months. Her vocal profile determined her mitochondria were unable to process pyruvate, an absolutely essential organic substrate for energy production. Only an extremely expensive mitochondrial test might have detected that, if and when a physician determined the need for that test to begin with! So, after receiving Calcium Pyruvate supplementation, she was instantly better and remains in perfect shape. We plan to conduct more vocal profile tests to determine further causation, such as a possible genetic or infectious reason why her mitochondria developed this issue in the first place." – John W. Apsley, MD(E), ND, DC



The institute of Bioacoustic Biology and Sound Health Located in Albany, Ohio, USA