

Sound Health Alternatives



Breaking the Sound Barriers of
Disease

Information

NEXT CLASS DATES

<https://soundhealthoptions.com/classes/bioacoustic-professional/>



Table of Contents

Introduction to BioAcoustics	1
BioAcoustic Class Opportunities	3
Breaking the Sound Barriers of Disease at a Glance.....	4
Benefits of Participating in BioAcoustic Courses	5
Funding Opportunities	6
Guest/Apprentice Level.....	6
2-Day Technician Level	8
5-Day Practitioner Level.....	9
Elite Level	3
Testimonials	6
Portal Tutorials	9
Frequent Questions.....	15
Online Schedule.....	17

Introduction to BioAcoustics



Visionaries acknowledge that the human race needs BioAcoustic Biology to advance. For BioAcoustic Vocal Profiling to survive, practitioners, wellness providers, and trainers are necessary to move forward.



The state of your health may be in the sound of your voice! Sound Health is a non-invasive protocol that uses the frequencies and architectures found in the human voice spectrum to identify the innate mathematical BioMarkers that have been shown to be a holographic representation of physical and emotional health status.

BioAcoustic Biology has the potential to save people time and resources when it comes to their health. To date, there are NO competent medical services that demonstrate the potential to help the populace survive the threat of superbugs, to support DNA revival, to ameliorate vaccination damage and residue, to support our dwindling immune system responses...

The research being conducted by the Institute of BioAcoustic Biology is at the forefront of this modern approach to medicine, creating a doorway to our next dimension of the health revolution. The techniques of using math as a basis of wellbeing may be the means of restoring our intrinsic right to SELF-HEALTH.

Whoever controls health controls the quality of life. For most people, health is more precious than wealth. If we can BioAcoustically continue to manage our health, we have dominion over evolution.

Sound Health is the recognized leader of the cutting edge of Vocal Profiling BioMarkers, and we intend to remain in that posture. Sound Health develops innovative products to enhance life through sound-frequency protocols that will allow BioAcoustics SELF-HEALTH to become more distinguished, affordable, efficacious, and available by increasing our network of education and training in partnership with innovative schools and organizations.

Join Sound Health and embrace this pioneering path to new medicine!



<https://vimeo.com/126935179> - Miracles of Non-Medicine

<https://vimeo.com/156710468> - Good Vibrations demo



BioAcoustic Class Opportunities

PROVIDE

Accredited by the American Association of Wellness Practitioners



Guest/Apprentice Level

Designed to inform you about Sound Health's leading-edge research and why you should be involved. This course will also introduce you to our online WorkStation - otherwise known as the Portal.

soundhealthoptions.com/bioacoustic-apprentice/

Technician Level

This course will incorporate the basics of BioAcoustic Vocal Profiling. Within it, you will learn how to take a vocal print using Audacity, identify imbalances in the voice using propriety software, generate reports, evaluate relevance, and work with wav file architectures to create client reports.

soundhealthoptions.com/bioacoustics-technician/



Breaking the Sound Barriers of Disease at a Glance

Accredited by the American Association of Wellness Practitioners



Research Level

Each session specializes in a different research software: Matrix, SST, Genesis Professional T2, Abacus Q, and Svani. These sessions require an application and are by invitation only.

Limit 10 students per session

Portal Level

Five two-hour sessions covering the basics of the Portal, Tone Boxes, and how to do a case study for a client. Includes one-on-one sessions with Sharry Edwards.

Frequencies included

Professional Level

This course acquaints participants with producing BioAcoustic Management Reports that include frequency-based BioMarkers to learn to use basic BioAcoustic equipment. This is online in a group setting for people who want to do research and training. Required for Portal participation.

Math-based frequencies included

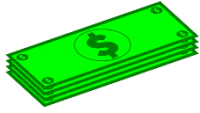


Benefits of Participating in BioAcoustic Courses

- Examine mathematical frequencies to access root cause
- Non-invasive mobile assessments
- Mathematically support optimal predictive form and function
- Explore the protocols of **Math and Medicine**
- Portal storage cache for client records and comparison
- Classes offered online in individual sessions and groups
- BioMarker/BioBundle root cause protocols on the Portal
- System Management
- 300+ templates via 300,000 BioMarker entries
- 24/7 Online WorkStation (the Portal)
- Portal reference and tutorials included
- Metabolic mapping
- Study with the Pioneer of Human BioAcoustics, Sharry Edwards, MEd

$$Z_{T/G} \equiv \sum_{h \in G} \frac{1}{|G|} \sum_{g \in G} g \square_h$$





Funding Opportunities

The courses at Sound Health were created to allow attendees to start building a clientele from the Apprentice Level. Scholars then can generate revenue while working through the courses to fund future BioAcoustic class opportunities.

Additional ways to generate funding for BioAcoustic courses:

- Sponsor a lecture or class and pay for your own fees with what you earn
- Approach several persons whom you think would benefit from your services and ask them to pay you in advance so you can take the class
- Find a local agency/organization/church that would benefit from your services and ask them to sponsor you
- Many times, your local employment/rehab agencies have training programs that will help you pay for retraining
- Check with your local alternative health practitioners or agencies. Some agencies might be willing to sponsor you in return for you working in their office.



For additional questions, please feel free to contact us via phone or email.

**Office Hours: Monday-Thursday 10am-4pm ET and Friday
10am-3pm ET**

Phone: (740) 698-9119

Websites: SoundHealthOptions.com

BioAcousticSolutions.net

SoundHealthPortal.com

Guest/Apprentice Level **Free**



This is an introductory course that will provide the basics of BioAcoustic Biology

This course is free of charge and is offered on our online platform, which uses both PC and Mac. Anyone can enroll at any time through our website. This is an introductory course that is designed to inform you about Sound Health's leading-edge research and why you can be involved. It will also teach you how to use our online WorkStation – otherwise known as the Portal.



Included:

- Over 3 hours of videos
- Several articles
- BioAcoustic glossary
- Included BioAcoustic textbook - BB
- 12-day FREE trial for the online WorkStation – the Portal (For new subscribers only)

<https://soundhealthoptions.com/bioacoustic-apprentice/>



2-Day Technician Level \$450

Sound Health's Technician Level is designed to acquaint you with the introduction and background of Human BioAcoustic Biology using individualized self-instruction and step-by-step guidelines. The class is offered online and can be taken at any time; learn at a pace that is best for you!

This level will teach you the basics of BioAcoustics, such as how to:

- Take a vocal print using Audacity
- Identify imbalances in the voice using special proprietary software
- Generate reports and evaluate relevance for your clients
- Learn to use BioMarkers for individual clients
- Work with wave file architectures
- Navigate the Portal WorkStation
- Create Case Studies
- Take care of those you care about (BioAcoustically speaking)
- Start a BioAcoustic Center in your community

Included

- **Training sessions that walk you through the basics**
- **300+ Vimeo demos**
- **Information covered in the Guest Level**
- **Muscle Software for 1 year**
- **Nutrition Software for 1 year**
- **Abacus Software for 1 year**
- **15-day FREE Portal trial (available to new subscribers only)**
- **16 quiz questions**
- **30 downloadable resources such as documents, guides, etc.**



Please note: The Technician Level is a prerequisite for the Practitioner Level. Also, frequency correlates are NOT included in this level (this is covered in the Practitioner level).

<https://soundhealthoptions.com/bioacoustic-technician/>

Portal Course for Professionals \$4400

This self-paced course allows you to make mechanical sentient connections through five two-hour sessions. It requires a Portal subscription and like the Technician Course, it teaches you the basics of the Portal and how to do client reports. Also, equipment such as the Square 2 Tone Box is covered. The first three sessions are in a group, while the last two are private.

Included

Equipment:

- 1 Programmable Square 2 Tone Box
- Tone Box USB Cable
- Headphones
- Microphone

Software:

- NanoVoice

Books:

- Biggest Liars
- BioAcoustic Basics
- Guardian Papers
- How to Take a Vocal Print and Email It to Sound Health
- Jill's Bib
- Secret Sound
- Software Manuals
- Wellness Provider

And:

- Starter Wheel
- Nutrient Assimilation Chart
- Access to a List of Videos, the Support Group and Sound Health Portal
- Pulling Points PowerPoint
- Tone Trials PowerPoint Video
- Le Ciel
- Are We Organic, Self-Programming Robots? and Breaking the Sound Barriers of Disease Articles
- Sample Reports and Keynotes

5-Day Practitioner Level \$4400



The BioAcoustic Practitioner Level is designed for those who plan to become advanced BioAcoustic Providers in support of optimal form and function. This course acquaints participants with how to produce BioAcoustic management reports that include frequency-based BioMarkers and formulations. Participants are also equipped with the knowledge of how to use and program Tone Boxes.

Completion of this course signifies that you are an accomplished BioAcoustic Practitioner and provides a certificate of competency!


Included:

Software:

- Software registration for 1 year
- Abacus
- Nutrition – SE Version
- Muscles – SE Version
- GenPro
- Instructional videos and manuals

Equipment:

- 1 Programmable Tone Box
- Tone Box USB cable
- Headphones
- Microphone



<https://soundhealthoptions.com/classes/bioacoustic-professional/>



Textbooks:

- Archival text reprint
- Manual
- 1 software
- Marketing Support Jumpstart

You will also receive:

- Sound presentation templates
- Education materials
- Access to an online teaching platform with instructions, videos, and PowerPoints
- Access to frequencies and formula protocols
- Open-book final exam at the completion of the course
- Eligibility for advanced courses and Sunday research seminars

ANNUAL DUES ARE PAID IN MAY AND ARE \$450 by end of day

Included with dues:

- Added to our referral list
 - Sent links to the Sunday Professional Research Classes
 - Free renewal of Professional BioAcoustics software; *must be current*
- Sale on product prices



Elite Level

**BY INVITATION ONLY. Online.
APPLICATIONS REQUIRED**

Elite Sessions consist of four 2-hour classes

→ **Genesis Professional T2** ←

Date and Time TBA

Class only - \$150

Class and Software - \$550

Highest level upgraded to include additional templates
(Software originally \$450).

→ **Matrix & SST** ←

Date and Time TBA

Class only - \$150

Class and software - \$450

Matrix – Advanced software that identifies significant frequencies that may not present themselves as a base/reciprocal (Software originally \$250).

SST – Advanced software that helps identify very low frequency formulations that help conceal the original frequency (Software originally \$300).



Date and Time TBA

Class only - \$150

Class and software - \$540

Advance upgrade for the original (Software originally \$440).
Includes many advanced features



Date TBA

2-4 pm ET

Class only -\$150

Class and software - \$540

Advance software that reveals root causes with the numbers
(Software originally \$440).

All 4 classes WITHOUT software \$600

All 4 classes WITH software \$2,200

★ SAVE \$200 When you purchase all 4 classes

New total: \$2,000

Testimonials

Adrienne's Story: The Patient that was Left Behind, told by her father, Robert Rodgers, PhD.

BioAcoustic sound therapy has been a godsend to my daughter Adrienne, who had experienced debilitating pain episodes for the last two years. Adrienne spent four years in several hospitals this year alone. There was no determination of what was causing her episodes. No medicine offered relief from her symptoms. She suffered week in and week out as she continued to get weaker and weaker. Nothing they had to offer helped.

I recruited BioAcoustics pioneer Sharry Edwards to help identify the cause of her symptoms and develop sounds to address the cause. She did just that. Sharry succeeded in identifying several rare types of Parkinson's that were responsible for her episodes. It is the first time we have had any understanding of what has been causing the debilitating episodes.

This was the first time we have had an approach that is helping Adrienne heal. She has been listening to the tones for several weeks. Her episodes have become less frequent, less severe, her mood has improved, and she is now capable of being on her own. Clearly, healing from the inside out is happening for Adrienne. More time is needed for her body to come back into balance, but early signs of success are a true miracle.



**Robert Rodgers, PhD
Parkinson's Recovery
Adrienne's Dad**



Dad
Russ Rudy, MD
(Multiple Sclerosis)



In the summer of 2021, Dr Russ Rudy began to experience numbness in his feet and legs. He had a Syring (fluid-filled cavity of the spinal cord) removed, but his health continued to deteriorate. After being treated by doctors at Ohio State University hospital as well as Cleveland Clinic, and being subjected to numerous CAT scans, blood tests, and 15 MRIs, there was still no diagnosis.

Dr. Rudy was eventually able to get a diagnosis from the Mayo Clinic. He had a progressive neurological disorder. The doctors didn't see any way of treatment and held out little hope. Dr. Rudy reported, "I regressed to the point that I was using a motorized scooter to practice medicine." Since the medical community offered no encouragement, Dr. Rudy stated he tried several alternative modalities. He said, "The main therapy that has helped (me) the most has been BioAcoustics. In May of 2005, I had an EKG that showed that the nerves to my quadriceps had completely regenerated. The nerves of the anterior tibial (front muscle of the leg below the knee) had also completely regenerated. The nerves in the muscles in my calf were regenerated at the rate of 3.1."



Dorothy E.
(Macular Degeneration)

BioAcoustics had reversed the initial black spot Dorothy E. had associated with Macular Degeneration. However, one afternoon while she was applying lipstick, she realized she could not see the upper portion of the left side of her lip in the mirror. There was no black spot; she simply could not see the single section of her lip.

A new vocal print revealed that the frequency for the lenses of the eye was below normal limits. In less than two minutes of the low frequency sound presentation, Dorothy had no problems seeing her upper lip. That lasted for 30 minutes. Dorothy then listened to the tones for 12 hours. Once the frequency was turned off, her vision was still intact. With continued BioAcoustic intervention, Dorothy's vision remained focused and intact. Her results provide hope for those who presently cope with Macular Degeneration.

Sheri S. **(Depression & Thyroid)**



Sheri, a young massage therapist, came to Sound Health in November 2007 at the suggestion of her boss. She had been suffering from fatigue and depression. She also had problems going to sleep and waking up, as well as bouts of spontaneous emotions. She was hesitant in her speech. She had gone to a doctor to diagnose the cause; however, all her tests came back normal. After a tone trial was performed and the correct tones assessed, Sheri quickly began to feel a change. After only one night of receiving sounds, she boasted about feeling happier, more awake, and more emotionally stable. Sheri smiled and admitted she received 12 hours of sleep the night before rather than the three a night she was getting before the tones. The tones calmed her and were able to ease her sleep. She said, “It feels great. Incredible, in fact.”



Tom C. **(Autism)**

In December 2007, Tom was an eight-year-old boy who loved dinosaurs and suffered from borderline autism. Like other children who suffer from autistic tendencies, he had undeveloped language, was sensitive to noise, and was quick to anger.

Tom’s mother reported that in January of 2008, Tom had made significant progress since he began listening to his tones. After she had listened to Tom on the phone with his father, she noticed that he was now able to string sentences together, whereas before the conversations were silent. He now has intelligible responses. Tom’s mother is in awe of the progress he has made and continues to support his ongoing use of BioAcoustics.



Vimeo

Sharry uploads videos to Vimeo on a regular basis so that the ever-expanding BioAcoustic community can be up to date with new BioAcoustic technology. From 300+ videos, here are a few that might interest you.

Sharry Edwards' Vimeo Channel with 354 videos:

<https://vimeo.com/user23961032>

**PTSD and Depression: How to Use Emotions to Your Benefit
(1 hr. 9 min.)**

<https://vimeo.com/473956597>

**Fall Allergy Assault: An Informative Video About Depression
(1 hr. 15 min.)**

<https://vimeo.com/464266252>



Agonizing Arthritis: BioAcoustic Demo (1 min. 45 sec.)

<https://vimeo.com/454765544>

Migraine Triggers

<https://vimeo.com/178330478>

Also on BioAcousticSolutions – A Perspective on Gout

<https://www.bioacousticsolutions.net/media>

Portal Tutorials

1 2 3 4...

BioMarker Tutorials

Intro: Record Your Voice for Sound Health Support (9 min. 10 sec.)

<https://youtu.be/GMN7Pp6LTUg>

BioMarker Overview: What Is Being Analyzed (5 min. 37 sec.)

<https://youtu.be/WTqftTjfRXI>

Introducing BioBundles: Templates Show What to Do (3 min. 57 sec.)

<https://youtu.be/BHNfCU9y8Zo>

What Is Revealed Using BioBundles (5 min. 42 sec.)



https://youtu.be/VGrpq_mVx3g

Apprentice Tutorials

Preparing Your Computer for BioAcoustic Work

https://youtu.be/018sU_XvuSw


Accessing a Microphone

Sound Health recommends several microphones for capturing a quality voice print. Click the “Shop” button to review a selection of approved budget-oriented microphones.

The Samson Go Mic is a popular choice.

Capturing Quality Voice Recordings (8 min. 46 sec.)

<https://youtu.be/F7M5zsc9Dg4>

- Preparing Voice Files for Upload:
Installing Audacity (Sound Health video not found)
<https://vimeo.com/14144986>
Audacity Setup (needs updated; 3 min. 11 sec.)
<https://vimeo.com/141449981>
 Record-Edit-Export (7 min. 49 sec.)
<https://vimeo.com/141449985>

An Overview of the Portal

- <https://youtu.be/wrzfSlv2BJw> Layout (11 min. 14 sec.)
<https://youtu.be/JhwaPJfq2kc> Basics (12 min. 44 sec.)

“Client” Page Functions

- <https://youtu.be/zadz0Cx2Jyk> (2 min. 38 sec.)
<https://youtu.be/N1yKr5XlLiU> (2 min. 53 sec.)

“Evaluations” Page Functions (1 min. 37 sec.)

- <https://youtu.be/J2tkYYFKVII>

Creating a Client Folder (3 min. 12 sec.)



- <https://youtu.be/aEv-L68rmbo>

Client Folder Functions (2 min. 16 sec.)

- https://youtu.be/KOe_VhquVzw

Client’s “Voice Files” Tab Functions (5 min. 36 sec.)

- <https://youtu.be/wJoaGtNKxZw>



Apprentice Tutorials Continued

Client's "Evaluations" & "Info" Tabs (3 min. 11 sec.)

<https://youtu.be/WAkelzyDbIE>

Uploading Voice Files (1 min. 39 sec.)

<https://youtu.be/Jllrw832aKk>

Creating Evaluations (2 min. 7 sec.)

https://youtu.be/4PjuOU_pPls

Evaluation Functions (Part 1; 26 min. 11 sec.)

<https://youtu.be/jO22QWBmhsW>

Evaluation Functions (Part 2; 9 min. 38 sec.)

<https://youtu.be/FnawqkE5TIA>

Creating Reports (7 min. 53 sec.)

<https://youtu.be/xUz8PN1K8lg>

Back to BioMarker Tutorials

Technician Tutorials



Preparing Your Computer (4 min. 6 sec.)

https://youtu.be/018sU_XvuSw

Capturing Quality Voice Recordings (8 min. 46 sec.)

<https://youtu.be/F7M5zsc9Dg4>

Preparing Voice Files for Upload
Installing Audacity (1 min. 46 sec.)

<https://vimeo.com/141449986>

Audacity Setup (3 min. 11 sec.)

<https://vimeo.com/141449981>

Record-Edit-Export (7 min. 49 sec.)

<https://vimeo.com/141449985>

An Overview of the Portal

<https://youtu.be/wrzfSlv2BJw> (11 min. 14 sec.)

<https://youtu.be/JhwaPJfq2kc> (12 min. 44 sec.)

“Client” Page Functions

<https://youtu.be/zadz0Cx2Jyk> (2 min. 38 sec.)

<https://youtu.be/N1yKr5XlLiU> (2 min. 53 sec.)

“Evaluations” Page Functions (1 min. 36 sec.)

<https://youtu.be/J2tkYYFKVII>



Creating a Client Folder (3 min. 12 sec.)

<https://youtu.be/aEv-L68rmbo>

Client Folder (2 min. 15 sec.)

https://youtu.be/KOe_VhquVzw

Client Folder “Voice Files” Tab (8 min. 26 sec.)

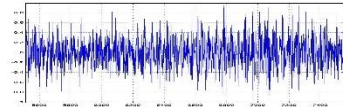
<https://youtu.be/wJoaGtNKxZw>

Uploading Voice Files (3 min. 54 sec.)

<https://youtu.be/Jllrw832aKk>

Client Folder “Evaluations” & “Info” Tabs (3 min. 11 sec.)

<https://youtu.be/WAkelzyDbIE>



Creating Evaluations (9 min. 51 sec.)

<https://youtu.be/RdbzPokqrkk>

Evaluation Functions and Tabs (8 min. 58 sec.)

<https://youtu.be/NqzkCohKe8I>

Videos Explaining Each Evaluation Tab

GNS (6 min. 32 sec.)

<https://youtu.be/4R5dB7dbEQE>

Frequency Hits (8 min. 15 sec.)

https://youtu.be/_qRwdH09bzc

Technician Tutorials Continued

Wave (14 min. 13 sec.)

https://youtu.be/ADf_w3juo7g

Symptoms (1 min. 33 sec.)

<https://youtu.be/13QBubJ-49I>

Memo (2 min. 35 sec.)

<https://youtu.be/HswdY2OOciQ>

Creating Reports (7 min. 53 sec.)

<https://youtu.be/xUz8PN1K8lg>

Frequent Questions ?

More at: <https://soundhealthoptions.com/>

What can I learn by participating in courses provided by the Institute of BioAcoustic Biology?

What you learn depends on the course you choose and your level of interest. Class options are constantly being upgraded and you can decide which level is right for you. Some are free, and some are offered at a professional level in support of helping you bring Vocal Profiling to your community.

Can I use a MAC computer?

YES, the Portal website is a browser-based application and runs on all major browsers and computers.

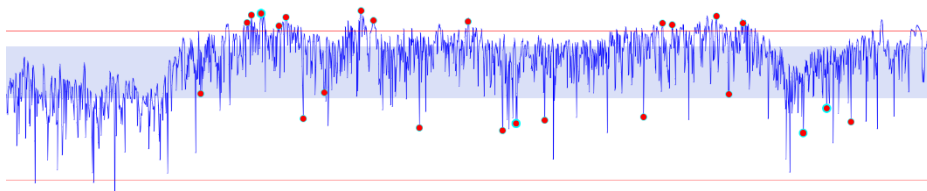
Tutorial Video Runtimes

<u>BEGINNER LEVEL</u>		<u>PROFESSIONAL LEVEL</u>	
APPRENTICE/GUEST	Length	TECHNICIAN LEVEL	Length
Preparing your computer	4:07	Preparing your computer	4:07
Capturing Voice Samples	8:46	Capturing Voice Samples	8:46
Garbage In, Garbage Out		Garbage In, Garbage Out	
Preparing Voice Files 3 Steps		Preparing Voice Files 3 Steps	
Downloading Audacity	1:44	Downloading Audacity	1:44
Setting up Audacity	3:10	Setting up Audacity	3:10
Recoding, Editing, Exporting Voice Files	7:45	Recoding, Editing, Exporting Voice Files	7:45
Portal Layout	11:14	Portal Layout	11:14
Portal Basics	12:44	Portal Basics	12:44
Portal Functions	3:11	Client Page Functions	
Client Folders	3:12	Landing Page Overview	2:38
Folder Functions	5:36	Home Page Functions	4:39
Folder Eval & Info Table	3:11	Evaluations Page Functions	3:11
Uploading Voice Files	3:54	Creating Client Folders	3:12
Creating Evaluations	3:08	Client Folders	2:15
Evaluation Functions P-1	21:11	Voice Files Tab	5:36
Evaluation Functions P-2	9:39	Uploading Voice Files	3:54
Creating Reports	7:53	Folder Eval & Info Tabs	3:11
		Creating Evaluations	9:32
		Evaluations Functions Tab	8:59
		GNS	6:32
		Freq Hits	8:16
		Wave	14:13
		Symptoms	1:34
		Memo	3:36
		Creating Reports	7:54

Online Schedule

Session 1

- 15-minute overview with Sharry Edwards
- Starter Wheel
- Using Audacity
- Recording and troubleshooting wave files
- Pulling points
- Bad vocal prints
- Combos
- Steps to see a client



Objectives

- Discuss the tenets of human BioAcoustics
- Record and save a vocal print using Audacity
- Recognize an appropriately recorded vocal print in mono, 16 bit, 32 Hz
- Label vocal print sections and anomalies
- Correct vocal print errors
- Create and identify client files for evaluation
- Know the forbidden words

Session 2

- Brain wave multiples (BWMs)
- Importing files
- BioBundles
- Understanding Portal reports

BWM

Objectives

- Identify the concept of BWM
- Import wave files
- Use BioBundles to choose templates
- Use nutrition and muscle templates to create frequency lists

Session 3




- Combining wave files
- Creating and ranking reports
- Listing and toning reports
- Individual reports

Objectives

- Link and compare wave files
- Create frequency list and tone reports
- Create ranking reports

Session 4

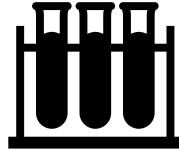


- Formulations
- Setting a tone box
- Creating tone lists
- Comparing reports
- Velveteen Rabbit passage

Objectives

- Use tone reports to prioritize tones for tone trials
- Understand tone trials and the S2S software

Session 5



- Using template combos
- Tweaking the list
- Using tone reports
- Testing a substance

Objectives

- Compare templates
 - Use a list to tweak formulations
 - Understand Keynotes
 - Pre-post test
-

Session 6

- Writing summaries
- Case studies
- Results comparison
- Consultations
- Follow-up
- Invitation to the forum and Sunday class
- Certificate of completion



Objectives

- Combine sessions
- Do long-term comparisons
- Write summaries
- Review with your client



Sound Health



Sharry Edwards, MEd

Pioneer of BioAcoustic Biology



Named Scientist of the Year by the International Association of New Science

Providing Online Tools & Solutions For the People



Tools	Public Access to Software, Texts, Charts & Videos
Solutions	Provide Tools for Self-Health
Insights	What Your Voice Reveals About You
Choice	Have Dominion Over Own Health
Mission	To Break the Sound Barriers of Disease
Network	Health for the People by the People

Sound Health
(740) 698-9119

To Arrange an Interview Email:
soundhealthclinicalcoordinator
@gmail.com